



Angus Community Safety Partnership Community Safety Survey 2009 - Findings

"Providing safe, secure and vibrant communities for everyone in Angus".



October 2009



Contents

SECTION	PAGE
1. Background and Introduction	3
2. The Survey	4
3. Questionnaire	5
4. Areas	7
5. Summary of Findings	8
6.. Survey Details and Analysis	11
Question 1	12
Question 2	14
Question 2b	16
Question 3a	18
Question 3b	20
Question 3c	22
Question 3d	24
Question 3e	26
Question 3f	28
Question 3g	30
Question 3h	32
Question 3i	34
Question 3j	36
Question 4a	38
Question 4b	40
Question 4c	42
Question 4d	44
Question 4e	46
Question 4f	48
Question 5	50
Question 6a	51
Question 6b	53
Question 6c	55
Appendix One	57

1 Background and Introduction

- 1.1 In 2009, the Scottish Government launched a framework called *Promoting Positive Outcomes: Working Together To Prevent Anti-social Behaviour in Scotland*, recognising that joint working between community safety service providers significantly aids their delivery. Angus Community Safety Partnership initiated a review of its operational arrangements to ensure a clearer focus on the delivery of community safety outcomes.
- 1.2 The Community Safety Partnership then commissioned a new community safety strategic assessment which highlighted the priorities within Angus in terms of ASB and community safety. The strategic assessment process included revisiting the priorities outlined in the original Single Outcome Agreement to establish if they were still representative of current issues.
- 1.3 From this strategic assessment, a delivery plan was devised which helped to set baseline targets to be measured against in subsequent years. The delivery plan was published in the Community Safety and Antisocial Behaviour Strategy 2009-12. Progress against the outcomes and indicators defined in the Performance Management Framework was reported to the SOA Implementation sub group in January 2010, at which time the Joint Services Team reported that 20 out of 21 indicators are either ahead of their target figure or on course to meet the baseline targets set.
- 1.4 The Community Safety Survey is an additional mechanism for engaging with the communities of Angus regarding community safety issues.
- 1.5 The work of Angus Community Safety Partnership and the Joint Services Team is underpinned by Single Outcome Agreement National Indicator No 9: We live our lives free from crime, disorder and danger and by the Angus Council principle that "Communities in Angus are safe, secure and vibrant".
- 1.6 The strategic assessment of community safety issues in Angus was undertaken by the Community Intelligence Analyst of the Joint Services Team. The assessment provides an analysis of the five principle issues identified as having an impact on community safety in Angus, namely:
 - Antisocial Behaviour
 - Drugs and Alcohol
 - Public Protection and Safety
 - Road Safety
 - Terrorism & Community Tensions.

The strategic assessment provides a useful strategic direction for the Angus Community Safety Partnership and has assisted and informed the production of the wider *Community Safety and Antisocial Behaviour Strategy 2009/12*. It has also helped determine local outcomes for the Partnership's delivery plan and performance management framework.

2. The Survey

- 2.1 The Angus Community Safety Partnership acknowledges that the strategic assessment alone should not be the only measure used when ascertaining Community Safety issues in Angus. As such, they sanctioned a follow up to the 2007 Community Safety Survey which they hoped would help to confirm the findings of the strategic assessment and further aid in highlighting areas of concern for the local communities. The practice for the use of community safety surveys is a best practice community engagement method highlighted by the Scottish Government who also noted that; *"Communities will feel most reassured and engaged if they are consulted and contribute to decisions on how resources should be directed..."*.¹
- Furthermore they stated that *"The community engagement strategic aims recognise the importance of capturing community voices (including those of young people), utilising community intelligence and realising that communities have useful insights when it comes to understanding community dynamics, identifying problems, developing workable solutions and judging the success of outcomes."*²
- 2.2 This survey was carried out on behalf of the Angus Community Safety Partnership by ACCENT, an independent research company to help to establish how safe and secure residents of Angus feel in their communities. It also asked residents to highlight to the partnership specific concerns in their area, such as anti-social behaviour, litter, dog fouling etc.
- 2.3 The survey was circulated to 10,000 randomly selected households within the Angus area. Responses were received from residents of all types of tenure.
- 2.4 The survey obtained responses from 28% of the target audience (i.e. 2,843). This is considered to be a high response rate and the information gathered provides a robust basis for decision making. However, the partnership have noted that approximately 3000 responses can only ever provide a representative "snap-shot" of the issues in Angus, and may be restricted to the point in time where the respondent completed the questionnaire. The information received from the survey will be utilised in conjunction with information from the strategic assessment and will not be used in isolation.
- 2.5 ACCENT assessed experiences, perceptions and concerns about community safety as well as residents' views on the priorities for the Partnership. Subsequently the differences between local areas and area changes since the last survey in 2007 have been examined. The previous survey carried out by the partnership in 2007 sought to create baseline figures from which some aspects of the performance of the Community Safety Partnership could be noted.


¹ Promoting Positive Outcomes, The Scottish Government, 2009. Engagement Strategic Aims

² Promoting Positive Outcomes, The Scottish Government, 2009. Engagement Strategic Aims

3 Questionnaire

3.1 Figure one is a copy of the questionnaire as it was sent to the residents in Angus.

Figure 1



Angus Community Safety Partnership
 Joint Services Team
 Sheriff Court Annexe
 Market Street
 FORFAR
 Tel: 01307 477470
 Fax: 01307 462590

Dear Householder

COMMUNITY SAFETY SURVEY

Angus Community Safety Partnership has commissioned Accent, an independent market research agency, to seek your views on community safety. Any answer you give will be kept confidential, in accordance with the Code of Conduct of the Market Research Society; we will not report back anything that will identify you personally. You must be 16 or over to complete this questionnaire. All completed and returned forms will be entered into a prize draw with 3 winners each receiving Tesco vouchers to the value of £100.

When answering the questionnaire, please consider the situation in your own neighbourhood at the present time. Please complete the questionnaire using a black pen, putting a cross in the appropriate boxes like this . You do not have to answer any question you do not wish to. Please return the survey in the prepaid envelope provided by 29 May 2009.

1. How would you rate your neighbourhood as a place to live?

Very good Fairly good Fairly poor Very poor No opinion


2. How safe or unsafe do you feel in your neighbourhood when you are doing the following alone:-

	Very safe	Fairly safe	A bit unsafe	Very unsafe	I feel too unsafe so I never do this alone	Don't know
Walking out alone after dark?	<input type="checkbox"/>	<input type="checkbox"/>	<input type="checkbox"/>	<input type="checkbox"/>	<input type="checkbox"/>	<input type="checkbox"/>
Walking out alone during the day?	<input type="checkbox"/>	<input type="checkbox"/>	<input type="checkbox"/>	<input type="checkbox"/>	<input type="checkbox"/>	<input type="checkbox"/>
At home alone at night?	<input type="checkbox"/>	<input type="checkbox"/>	<input type="checkbox"/>	<input type="checkbox"/>	<input type="checkbox"/>	<input type="checkbox"/>
At home alone during the day?	<input type="checkbox"/>	<input type="checkbox"/>	<input type="checkbox"/>	<input type="checkbox"/>	<input type="checkbox"/>	<input type="checkbox"/>

3. How worried are you about the following things where you live?

	Very worried	Fairly worried	Not very worried	Not at all worried	Don't know
Dog fouling	<input type="checkbox"/>	<input type="checkbox"/>	<input type="checkbox"/>	<input type="checkbox"/>	<input type="checkbox"/>
Fire raising	<input type="checkbox"/>	<input type="checkbox"/>	<input type="checkbox"/>	<input type="checkbox"/>	<input type="checkbox"/>
Young people hanging around	<input type="checkbox"/>	<input type="checkbox"/>	<input type="checkbox"/>	<input type="checkbox"/>	<input type="checkbox"/>
People who have been drinking or using drugs	<input type="checkbox"/>	<input type="checkbox"/>	<input type="checkbox"/>	<input type="checkbox"/>	<input type="checkbox"/>
Vandalism or damage to property	<input type="checkbox"/>	<input type="checkbox"/>	<input type="checkbox"/>	<input type="checkbox"/>	<input type="checkbox"/>
Rubbish lying around	<input type="checkbox"/>	<input type="checkbox"/>	<input type="checkbox"/>	<input type="checkbox"/>	<input type="checkbox"/>
Noisy neighbours or loud parties	<input type="checkbox"/>	<input type="checkbox"/>	<input type="checkbox"/>	<input type="checkbox"/>	<input type="checkbox"/>
Youth crime	<input type="checkbox"/>	<input type="checkbox"/>	<input type="checkbox"/>	<input type="checkbox"/>	<input type="checkbox"/>
Racist abuse	<input type="checkbox"/>	<input type="checkbox"/>	<input type="checkbox"/>	<input type="checkbox"/>	<input type="checkbox"/>
Domestic violence	<input type="checkbox"/>	<input type="checkbox"/>	<input type="checkbox"/>	<input type="checkbox"/>	<input type="checkbox"/>

PLEASE TURN OVER



4. Thinking specifically of your own area, how high a priority do you think each of the following should be for Angus Community Safety Partnership?

	Very high priority	Fairly high priority	Not very high priority	Not prioritised at all	Don't know
Serious assault	<input type="checkbox"/>	<input type="checkbox"/>	<input type="checkbox"/>	<input type="checkbox"/>	<input type="checkbox"/>
Abusive behaviour	<input type="checkbox"/>	<input type="checkbox"/>	<input type="checkbox"/>	<input type="checkbox"/>	<input type="checkbox"/>
Housebreaking	<input type="checkbox"/>	<input type="checkbox"/>	<input type="checkbox"/>	<input type="checkbox"/>	<input type="checkbox"/>
Theft of a vehicle	<input type="checkbox"/>	<input type="checkbox"/>	<input type="checkbox"/>	<input type="checkbox"/>	<input type="checkbox"/>
Theft from inside a vehicle	<input type="checkbox"/>	<input type="checkbox"/>	<input type="checkbox"/>	<input type="checkbox"/>	<input type="checkbox"/>
Assault and robbery	<input type="checkbox"/>	<input type="checkbox"/>	<input type="checkbox"/>	<input type="checkbox"/>	<input type="checkbox"/>

5. Have you been affected by any of the following in the past year?

Gang violence	<input type="checkbox"/>	Knife/weapon related violence	<input type="checkbox"/>	Public place violence	<input type="checkbox"/>
Violence in the workplace	<input type="checkbox"/>	Violence against women	<input type="checkbox"/>	Racist abuse	<input type="checkbox"/>
Vehicle crime	<input type="checkbox"/>	House breaking	<input type="checkbox"/>	Business crime (fraud etc)	<input type="checkbox"/>
Litter/rubbish	<input type="checkbox"/>	Noise nuisance	<input type="checkbox"/>	Vandalism/graffiti	<input type="checkbox"/>
Behaviour arising from drugs/alcohol abuse	<input type="checkbox"/>				

6. How well informed do you feel about the following?

	Very well informed	Fairly well informed	Neither well informed nor uninformed	Fairly uninformed	Completely uninformed
Fire safety	<input type="checkbox"/>	<input type="checkbox"/>	<input type="checkbox"/>	<input type="checkbox"/>	<input type="checkbox"/>
Road safety	<input type="checkbox"/>	<input type="checkbox"/>	<input type="checkbox"/>	<input type="checkbox"/>	<input type="checkbox"/>
Home safety and injury prevention	<input type="checkbox"/>	<input type="checkbox"/>	<input type="checkbox"/>	<input type="checkbox"/>	<input type="checkbox"/>

The following questions are only to help us analyse the data. They will not be used to identify you personally. This is in accordance with the guidelines of the Market Research Society.


7. Are you male or female?
 Male Female Prefer not to say

8. Which of the following age bands do you fall into?
 16 to 17 18 to 24 25 to 34 35 to 44 45 to 54 55 to 64 65 and over Prefer not to say

9. What type of property do you live in?
 Owner occupied Privately rented Rented from Angus Council Rented from Housing Association Sheltered Housing Prefer not to say

10. Do you have any other comments you'd like to add? If so, please take the opportunity to detail them below.

I thank you for taking the time to complete this questionnaire. Please place it in the enclosed prepaid addressed envelope and post it by 29 May 2009.

Yours sincerely

 Bob Myles
 Service Manager (Community Safety)

- 3.2 There was a high level of engagement with the survey. A total of 2,843 responses were received excluding duplicate responses from households which were removed from the findings. This represents a response rate of 28.4% which is comparable with the typical rate achieved in telephone surveys.
- 3.3 The questionnaire mirrors most of the questions asked in the 2007 survey in order to monitor changes in perceptions of safety in the past two years. Additional questions were added to extend the Partnership's understanding of community needs, including demographic data which allows finer assessment of priorities.
- 3.4 It also illustrates findings using suitable anonymised verbatim comments from over a thousand given by respondents. A sample selection of these comments is at Appendix 1.

4 Areas

- 4.1 The target audience for the research were citizens of Angus resident in the following areas.
- Arbroath
 - Brechin
 - Montrose
 - Carnoustie
 - Monifieth
 - Kirriemuir
 - Forfar
 - Rural Angus
- 4.2 The survey was sent to residents across Angus. The population of each area was taken into consideration to ensure that a wide range of households received the survey. In order to minimise geographic bias, the sample was randomly selected within each of the warden 38 beat areas that make up the seven towns and over the remaining rural area as a whole.
- 4.3 The data was tabulated and compared with the 2007 survey data which was reanalysed on the basis of the 2009 town and rural boundaries. This allows for a consistent comparison of findings between the two surveys. This recalculation has given slightly different data for the findings presented for groupings of towns given in the 2007. This is because the rural areas surrounding these areas were counted as part of the town area data in the earlier report, whereas in this report, the rural areas have been separated out as a distinctive area.
- 4.4 The 2007 data for Arbroath and Forfar came from two separate but complementary surveys of these towns. One of the surveys focussed on residents of the Community Warden/Regeneration Outcome Agreement Areas of the time and the other covered the rest of the two towns. The surveys in the Community Warden/Regeneration Outcome Agreement Areas were much larger than in the rest of the two towns. Consequently, simple aggregation of data from the two surveys to match the areas covered in the 2009 survey would over represent the Community Warden/Regeneration Outcome Agreement Areas. As this risked introducing a bias in the 2007 data, the responses from Arbroath and Forfar in 2007 were weighted to compensate for the effect. The weights used were the proportion of each town's population living in the Community Warden/Regeneration Outcome Agreement Areas on the one hand and the remaining areas of each town on the other.
- 4.5 This report will provide data in the form of:
- Year on year comparisons to 2007 over Angus
 - Year on year comparisons to 2007 over the 5 geographical sub divisions
 - Arbroath
 - Brechin and Montrose
 - Carnoustie and Monifieth
 - Kirriemuir and Forfar
 - Rural Angus

5. Summary of Findings

5.1 The key findings are summarised below.

Arbroath, Brechin/Montrose and Kirriemuir/Forfar had similar experiences and perceptions. The key differences are between these three areas on the one hand and Carnoustie/Monifieth and Rural Angus on the other. The latter had significantly better experiences and fewer concerns about community safety.

5.2 Ratings of the Local Neighbourhood as a Place to Live

Angus is considered to be a good place to live: 92% rated it as a very good or fairly good place to live. This is reflected in the wider Citizens Survey 2009³ which stated a 93% approval rating. There were some significant variations including:

- Rural Angus had the highest rating (99.5%)
- Carnoustie/Monifieth, Brechin/Montrose and Arbroath all saw significant improvements in these ratings between 2007 and 2009

5.3 Personal Safety When Alone

Just over 1 in 4 felt unsafe going out alone after dark. Concerns about being at home alone at night (9%), home alone during the day (2%) and going out alone during the day (3%) were much lower. The key findings were:

- Respondents of Arbroath felt least safe out alone at night (33%) and those of Rural Angus felt safest (14%)
- all areas saw significant improvements in perceived safety between 2007 and 2009

The 2008/09 Scottish Crime and Justice Survey: First Findings⁴ reported that *“across Scotland the majority of adults (73%) said that they felt safe (very 29%; fairly 37%) but 12% of adults said they felt very unsafe walking alone in their local area after dark and 21% said they felt a bit unsafe”*. Angus matches this in that 72% of respondents felt very safe and fairly safe. However, 16% of residents polled in Angus felt a bit unsafe and only 3% felt very unsafe, which is markedly less than the national figure of 21% who felt a bit unsafe and 12% of adults who feel very unsafe.

5.4 Crimes and Negative Behaviour that Cause Worry

The measure of how worried communities are regarding specific types of crime and negative behaviour is a widely utilised question within crime surveys, utilised by both the 2008/09 Scottish Crime and Justice Survey⁴ and the British Crime Survey⁵. In Angus, the categories reflect the issues raised in previous community safety surveys as well as reflecting national areas of concern.

Dog fouling stands out as the respondents' chief worry (55%). The next greatest worry, and some way behind dog fouling, was a group of 4 issues: rubbish lying around (39%), drinking or using drugs (38%), vandalism or property damage (35%) and young people hanging around (34%). The levels of worry about other crimes and negative behaviours were much lower:

- Arbroath, Kirriemuir & Forfar and Brechin & Montrose respondents worried more about several issues than did respondents from Carnoustie/Monifieth and Rural Angus

³ Angus Citizens Survey, December 2009

⁴ 2008/09 Scottish Crime and Justice Survey: First Findings

⁵ British Crime Survey 2008/09

- all areas saw a significant reduction in worries about crime and negative behaviour, between 2007 and 2009. However, there was no significant improvement in concerns about dog fouling and drink/drugs in Arbroath.

5.5 Incidence of Being Affected by Crime and Negative Behaviour

Just under half of respondents were not affected by any crime or negative behaviour:

- the incidence was higher for significantly more residents in the following categories: Arbroath, Kirriemuir & Forfar, Brechin & Montrose, 25 to 34 year olds, private renters and council tenants

The main problem that stood out was litter and rubbish which affected 36% of respondents. Noise nuisance came next but some way behind (24%), followed by behaviour due to drug and alcohol misuse and vandalism or graffiti (17% in both cases)

5.6 Perceived Priorities for Angus Community Safety Partnership

Respondents were given a list of priorities which had been defined by both the national core themes and the first Angus strategic assessment. The priorities for action by the Partnership can only be clearly seen when ranked by the proportion giving each one a very high priority. This gives

- serious assault (36%)
- assault and robbery (35%)
- housebreaking (32%)
- abusive behaviour (27%)
- theft of a vehicle (23%)
- theft from inside a vehicle (20%).

Since the completion of the survey, the second strategic assessment priorities have superseded the list above but the outcomes are still relevant to the Community Safety Partnership. The new top level priorities as defined by the strategic assessment are detailed in section one of this document. It should be noted that all of the issues in the list above are addressed within the new priority headings.

5.7 Perceived Need for Information on Community Safety Matters

Few (4%) felt uninformed about road safety, fire safety and safety in the home. There was no significant variation by age, gender, area or tenure. This question was asked to define if there were public information gaps surrounding these issues for members of the public.

5.8 Additional Issues: Cars and Road Traffic

Cars and road traffic appears to be an additional area of concern.

5.9 Recommendations

These findings suggest that the Partnership should prioritise action in the following areas:

- (i) **Going out alone at night:** focusing on reducing the percentage who feel too unsafe ever to go out alone: particularly for residents of Arbroath, Brechin/Montrose, Kirriemuir/Forfar, women, young people, people in rented accommodation and people aged 65 and over.

General - *town centre safety and alcohol related issues*

- (ii) **Home alone at night:** possibly focus on young people, but more evidence is required to confirm this view

General - *general behaviour with further research needed*

- (iii) **Worries about crime and negative behaviour:** dog fouling generally and worries about dog fouling and drink/drugs

General - *dog fouling and drink/drugs*

- (iv) **Experience of crime and negative behaviour:** rubbish and litter and noise nuisance, especially for residents of Arbroath, Brechin/Montrose, Kirriemuir/Forfar, and young people

General - *rubbish and litter and noise nuisance*

- (v) **Priorities for crime reduction:** address serious assault, assault and robbery and house breaking, but less of a priority for Rural Angus and people aged 65 and over

General - *tackle assault, robbery and house breaking issues*

- (vi) **Cars and road traffic:** consider including specific questions on this topic in future surveys to assess levels of concern and its priority as an issue relative to others.

General - *Road Safety, antisocial driving*

- (vii) **Promotion and information:** domestic abuse and racial tensions within communities, fire, home and personal safety.

General - *Further research needed*

NOTE:

In order to keep this report succinct and for ease of comparison, the survey information provided in this report is general in nature to each area of Angus.

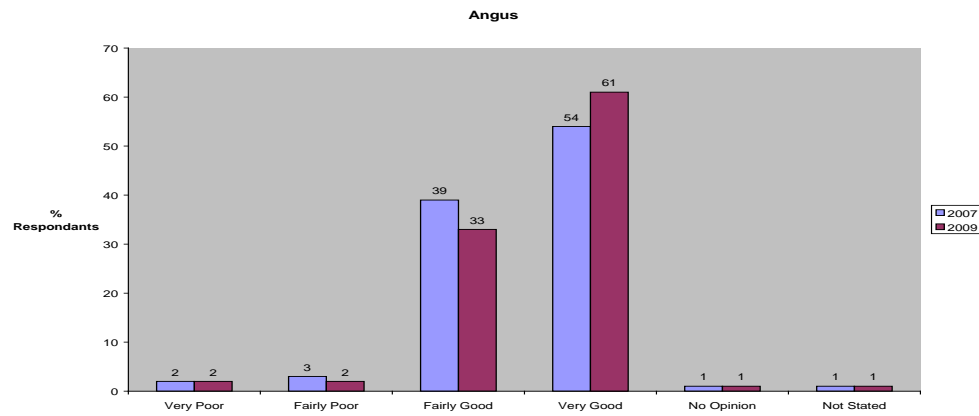
6. Survey Details and Analysis

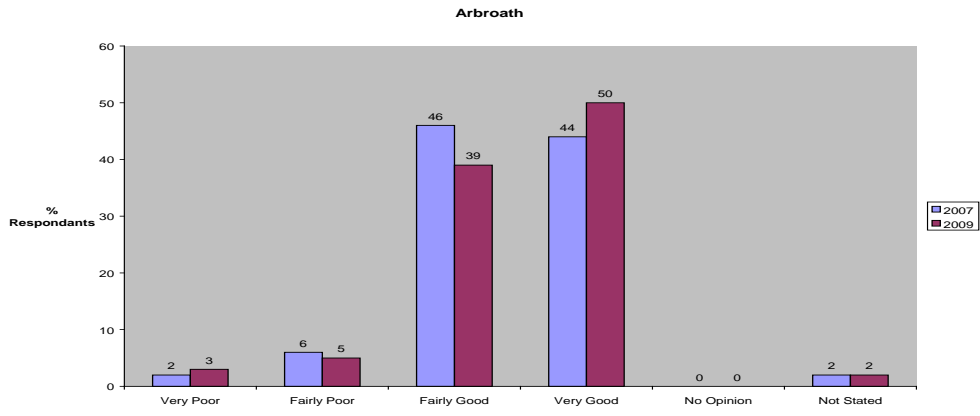
- 6.1 The following section provides details of the results of the 2009 survey on a question by question basis as they appeared on the questionnaire. It further expands upon these graphs by way of a narrative explanation underneath. This is done for an overall Angus picture and then as individual charts for each borough.

Question 1

How would you rate your neighbourhood as a place to live?

Question one was designed to gauge the overall feelings people have about their neighbourhoods. The overall results showed that in most areas of Angus, people mainly rated their areas as a fairly good or very good places to live (92%). This is a question which was reflected in the wider Angus Citizens Survey 2009⁶ (93%).

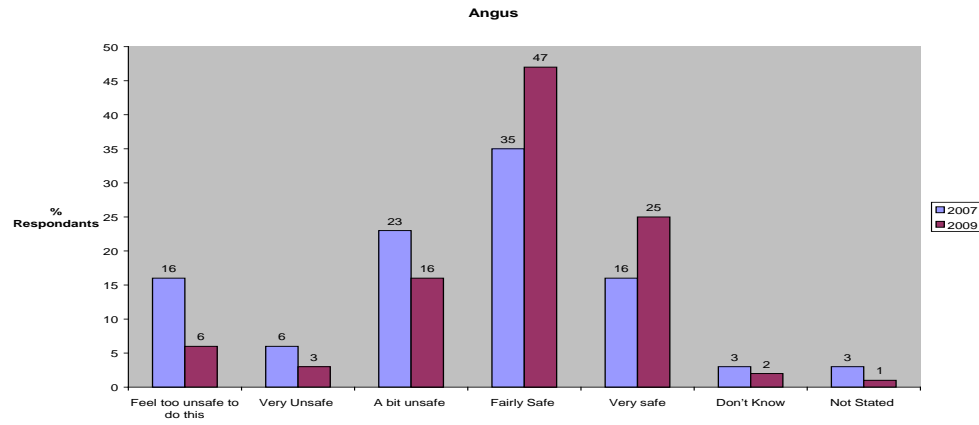




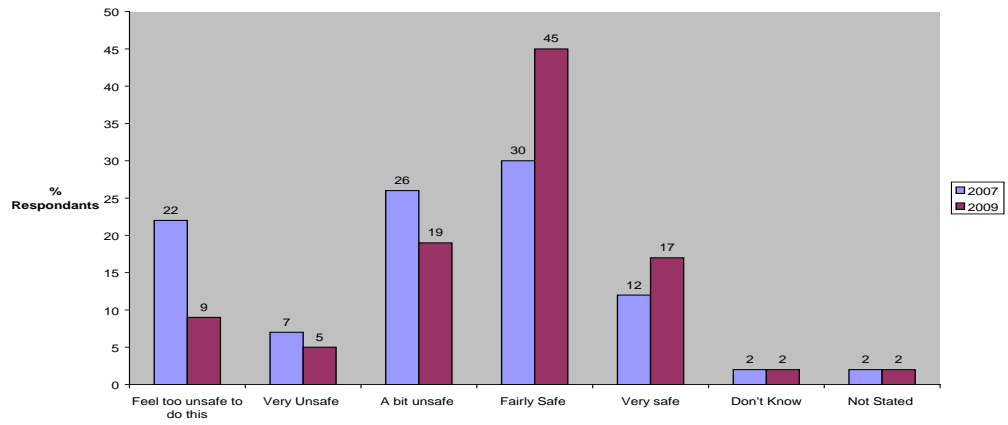
Question 2

2a How safe do you feel in your neighbourhood when you are: walking out alone after dark?

As noted previously, this question is a standard question utilised in national crime surveys such as the 2009 Scottish Crime and Justice Survey⁷ and the British Crime Survey⁸ and allows for comparison to national trends. In Angus 47% of the people polled thought that Angus was a fairly safe place to live.

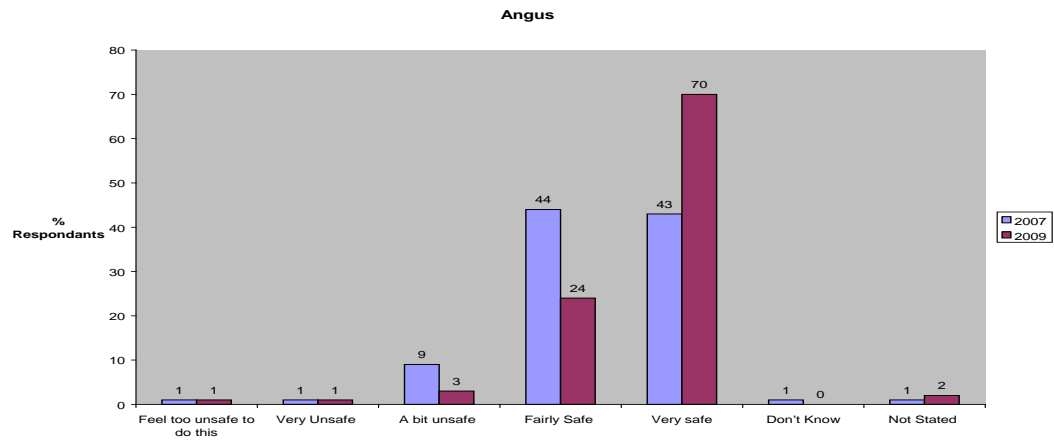


Arbroath

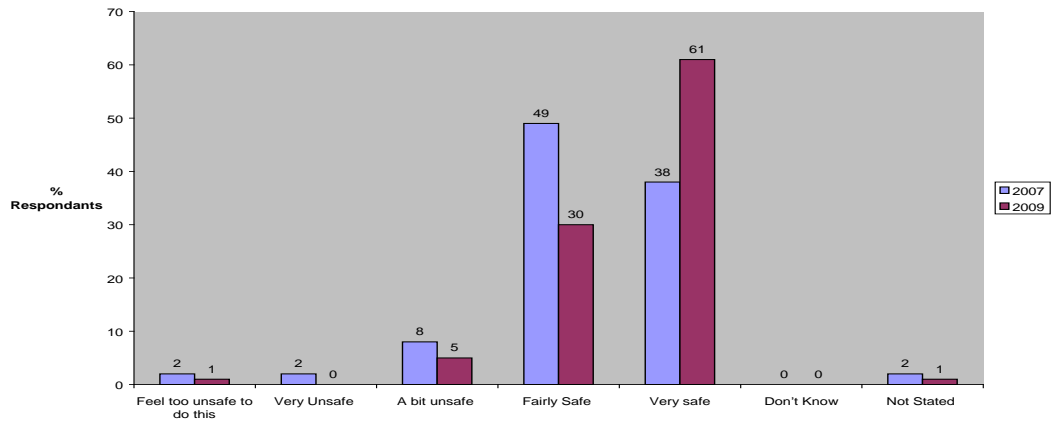


2b. How safe do you feel in your neighbourhood when you are: walking out alone during the day?

As with the previous question, this a standard question referred to in other crime and surveys community safety surveys. In the main, Angus residents polled felt very safe walking out alone in their areas during the day (average 70%). This is a rise of 19% on the average of 51% in 2007.



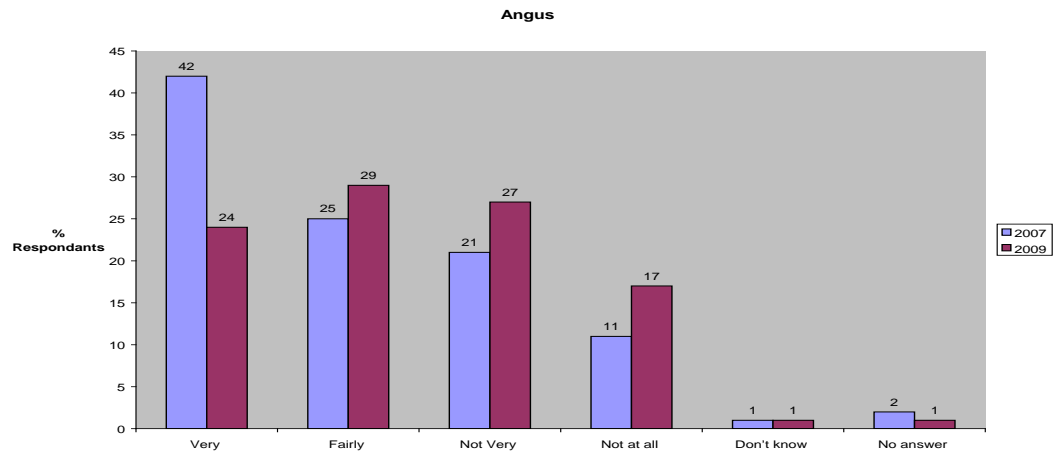
Arbroath



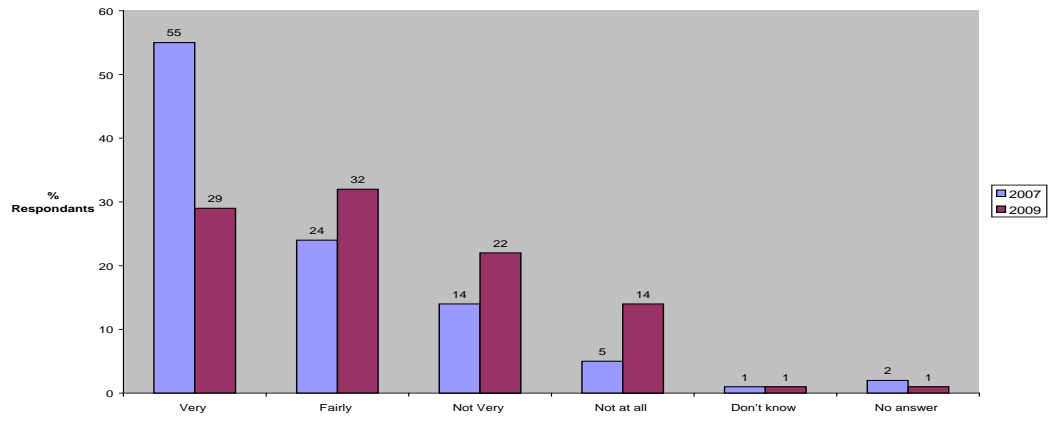
Question 3

3a. How worried are you about the following things where you live? **DOG FOULING**

Although the issue of dog fouling is still a major worry for the residents of Angus, with 53% either very worried or fairly worried. However, this figure shows a reduction of 14% since 2007.

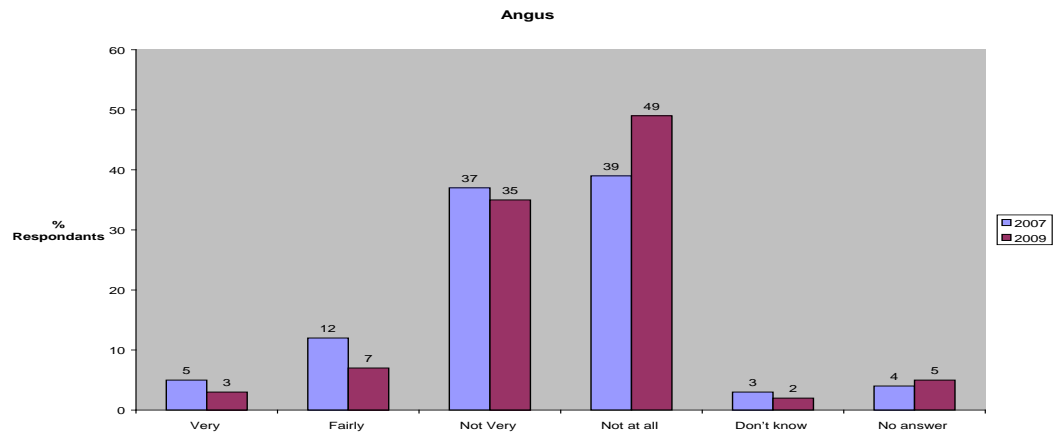


Arbroath

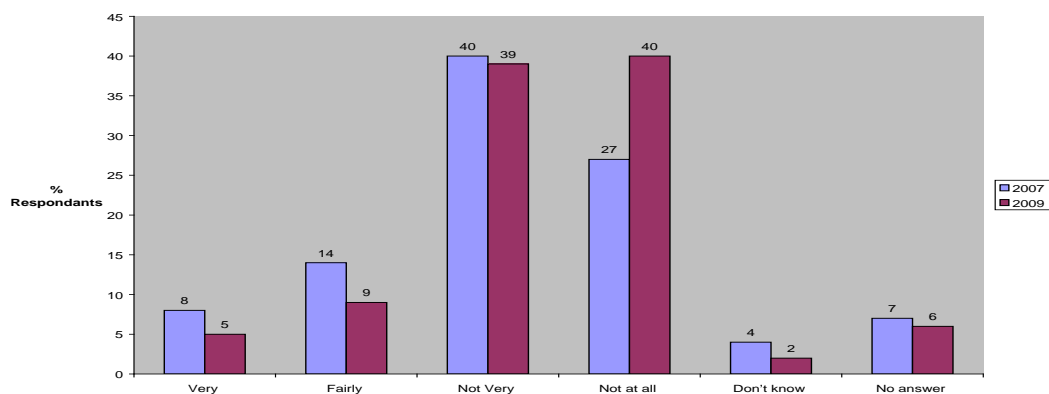


3b. How worried are you about the following things where you live? - FIRE RAISING

Fire raising in Angus continues to be of slight concern for the communities of Angus, with 84% not very or not at all worried about this issue. This is an increase of 8% since 2007.

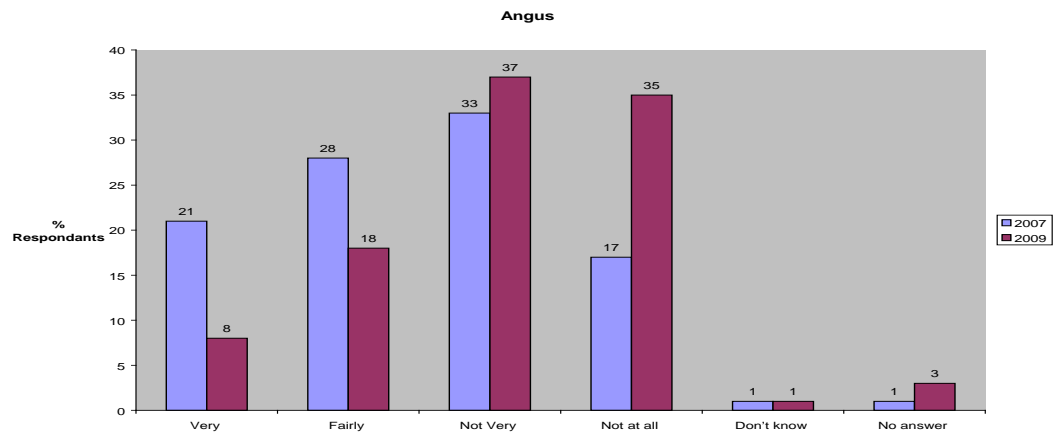


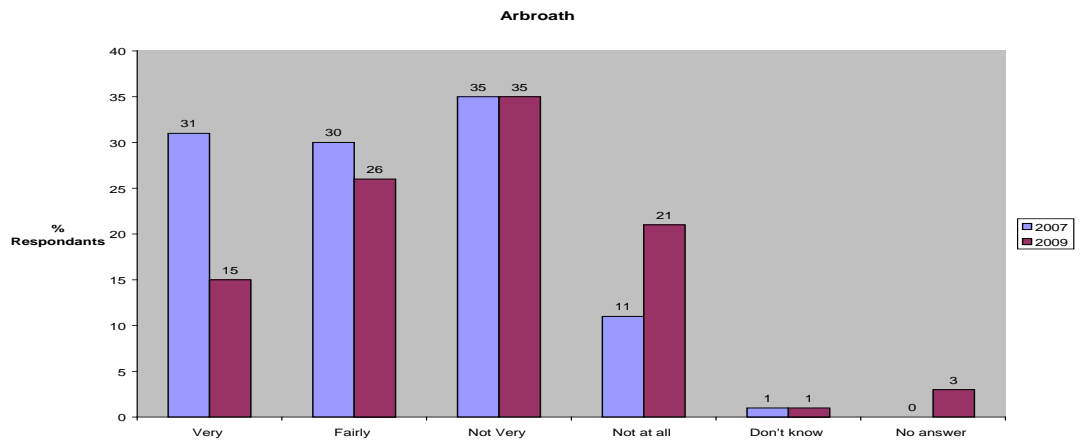
Arbroath



3c. How worried are you about the following things where you live?
YOUNG PEOPLE HANGING ABOUT

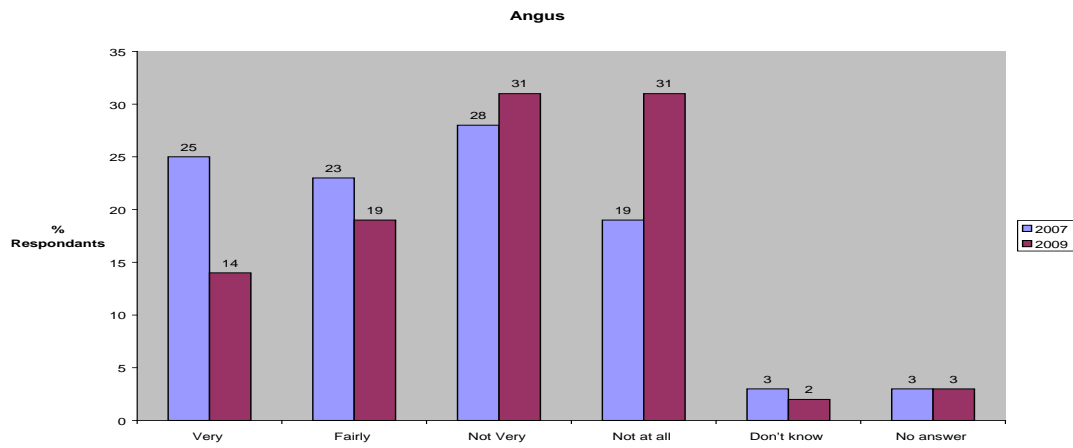
The overall picture shows that in most areas of Angus, those polled were not very or not at all concerned about young people hanging about in their area. Indeed, those within this bracket had increased by 22% since 2007.



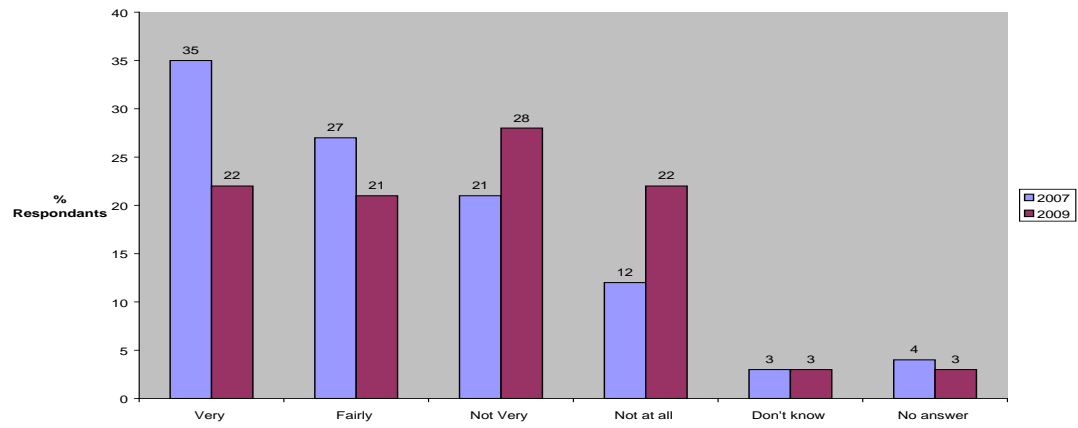


3d. How worried are you about the following things where you live?
PEOPLE WHO HAVING BEEN DRINKING OR USING DRUGS

Although there has been a reduction in those who are concerned about this issue in Angus, proportionally this issue still causes concern for at least 33% of those polled.

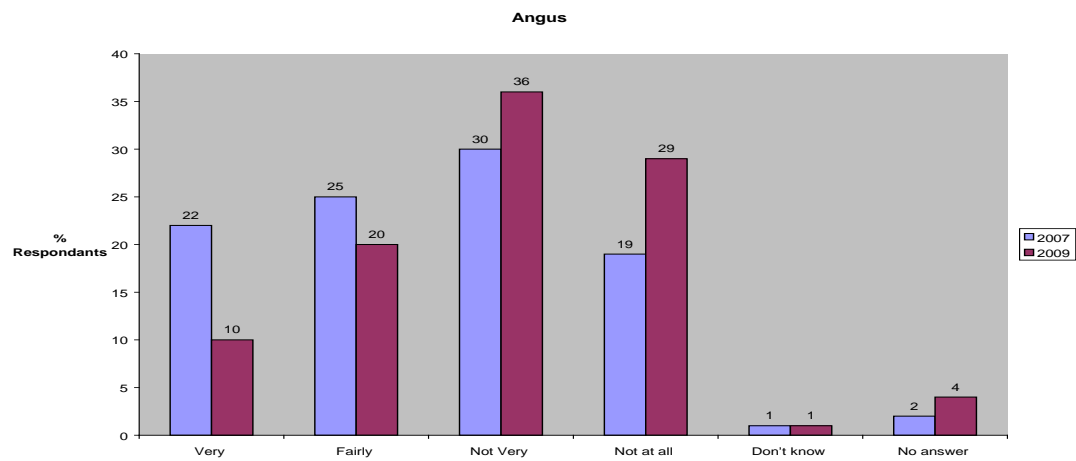


Arbroath

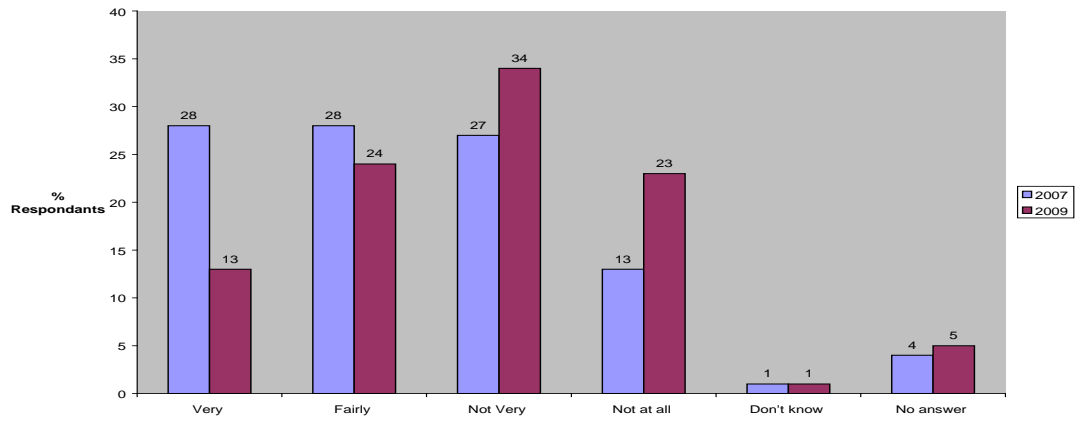


3e. How worried are you about the following things where you live?
VANDALISM OR DAMAGE TO PROPERTY

Concern regarding vandalism in Angus has decreased since 2007. Those who are not very or not at all worried about this has increased by 16%.

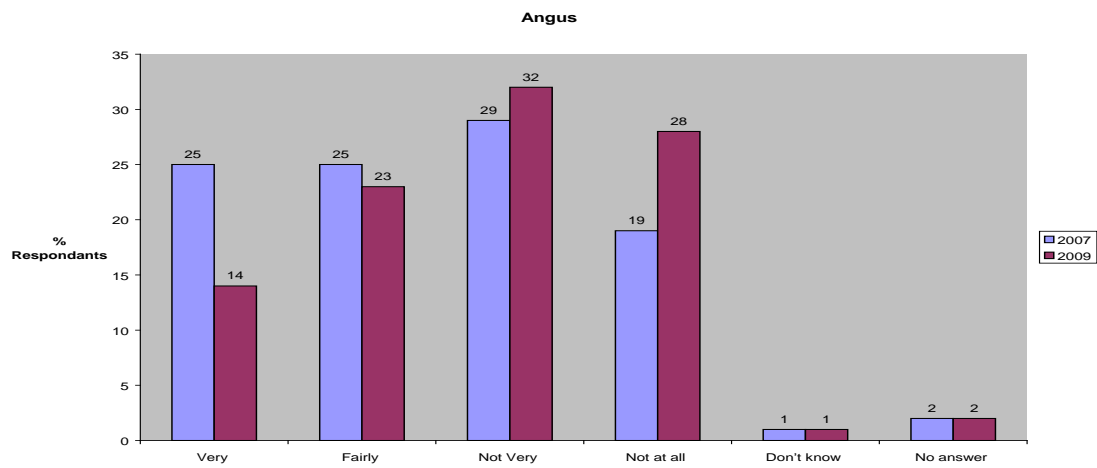


Arbroath

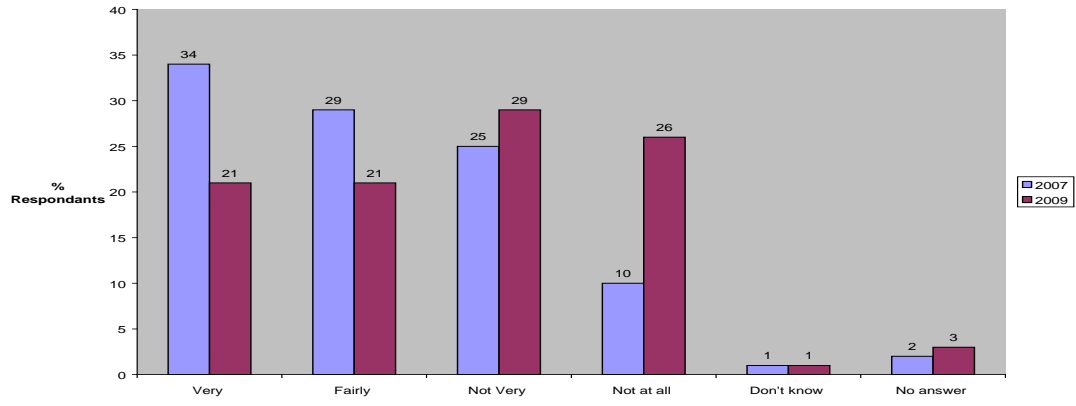


3f. How worried are you about the following things where you live?
RUBBISH LYING AROUND

There is a significant decrease in those polled regarding the issue of rubbish lying around in their area. 50% of those polled in 2007 were very or fairly worried about this, compared to 2009 where 37% were in this bracket. This shows a decrease of 13%.

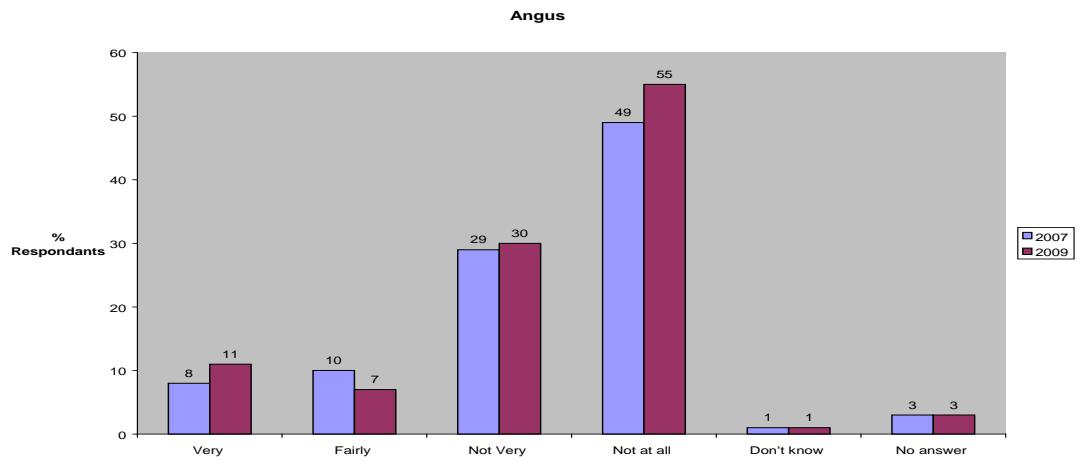


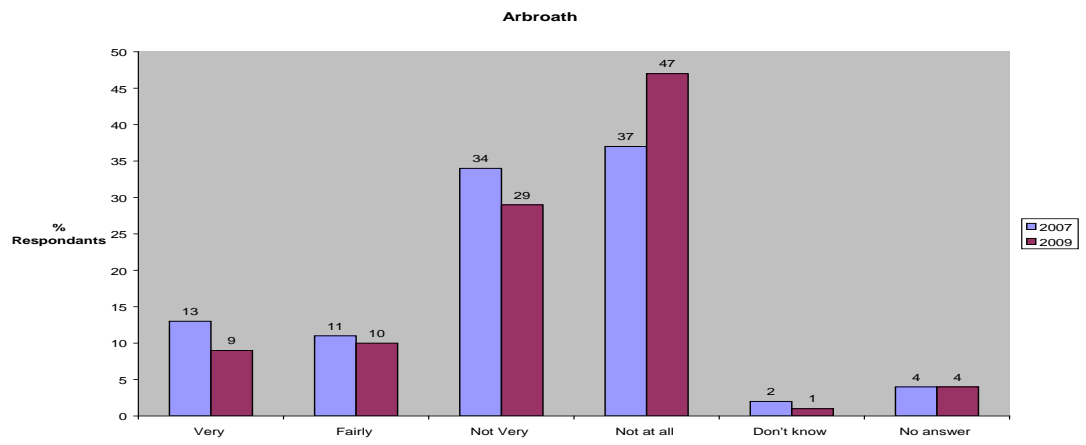
Arbroath



3g. How worried are you about the following things where you live?
NOISY NEIGHBOURS OR LOUD PARTIES

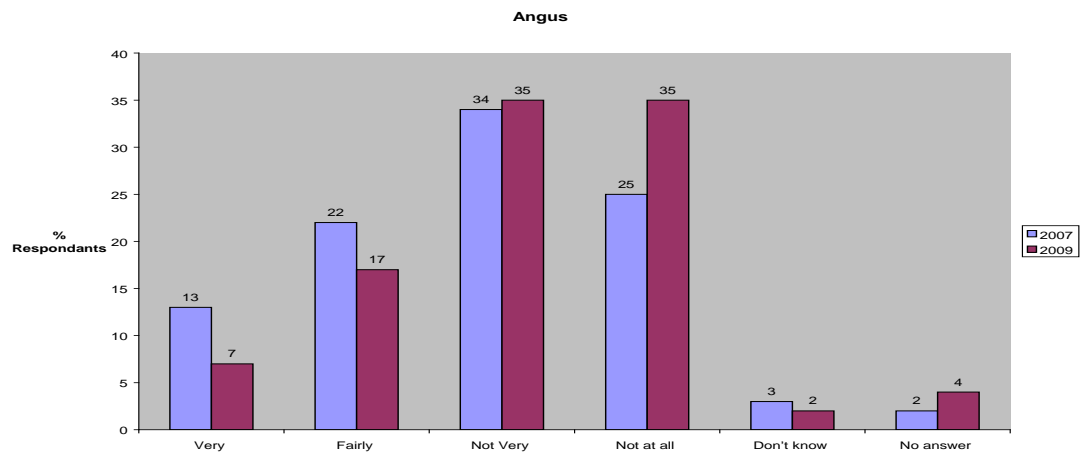
Worry regarding this issue has declined in Angus. Of those asked, 55% were not at all worried about noisy neighbours or loud parties. This is a decrease of 6% on the figure from 2007.

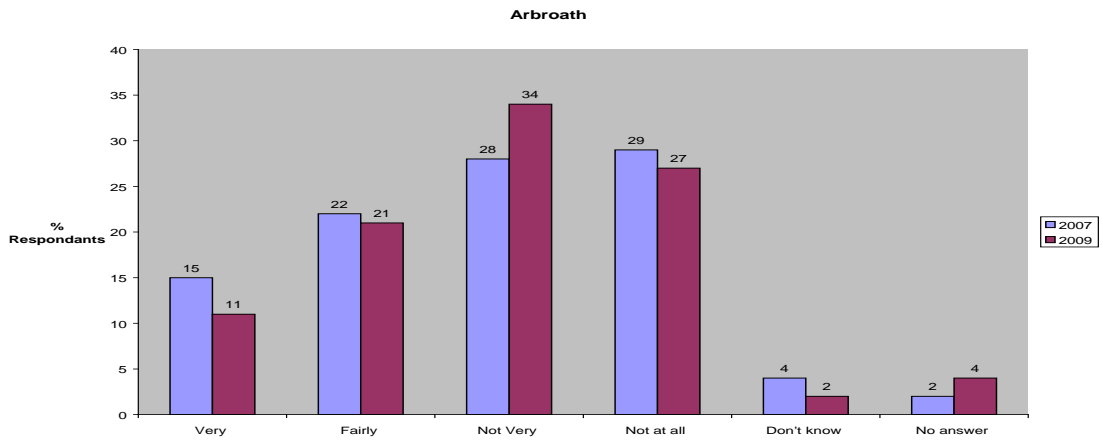




3h. How worried are you about the following things where you live?
YOUTH CRIME

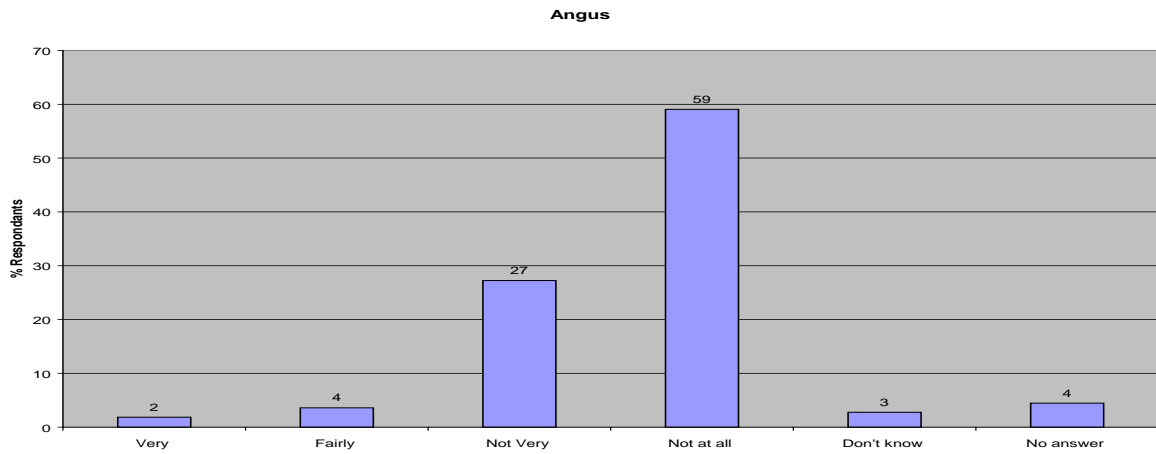
The issue of worry over youth crime in Angus has also declined since 2007. 35% of residents asked in 2007 were very or fairly worried about this issue. This figure is 24% for 2009, a drop of 11%.



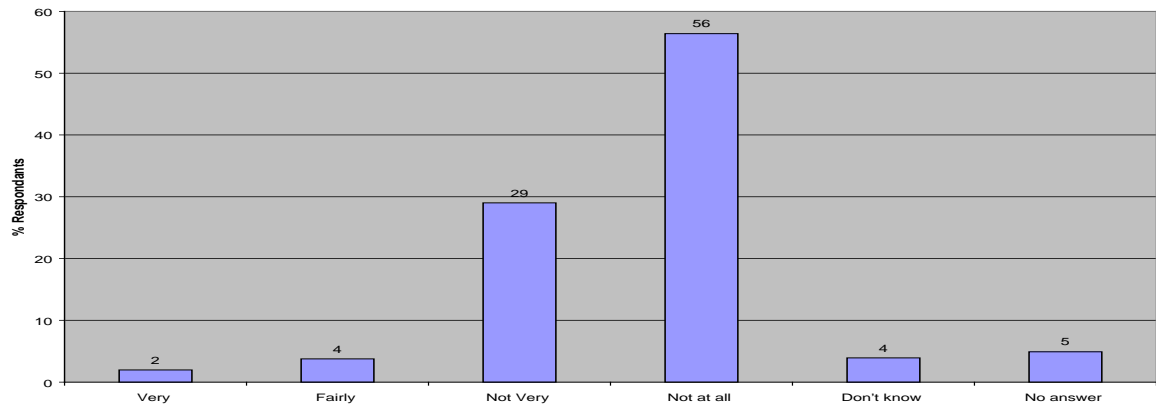


3i. How worried are you about the following things where you live?
RACIST ABUSE

This was an issue as defined by the first community safety strategic assessment undertaken in Angus. This survey, for the first time, highlights the perception of those polled within Angus on the issues of domestic and racial abuse. The findings highlight an initial perception that these matters do not cause widespread community worry, with over 50% from each area stating they were not at all worried about this issues. However, this does not mean that this issue is not significant for the Community Safety Partnership but does highlight that further work in this area is required with the aim of raising the profile of this issue.

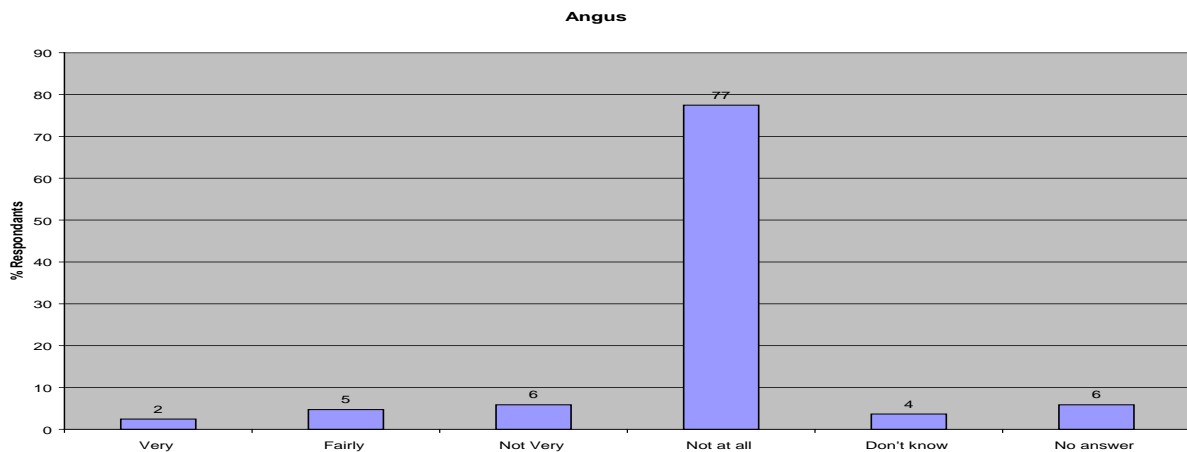


Arbroath

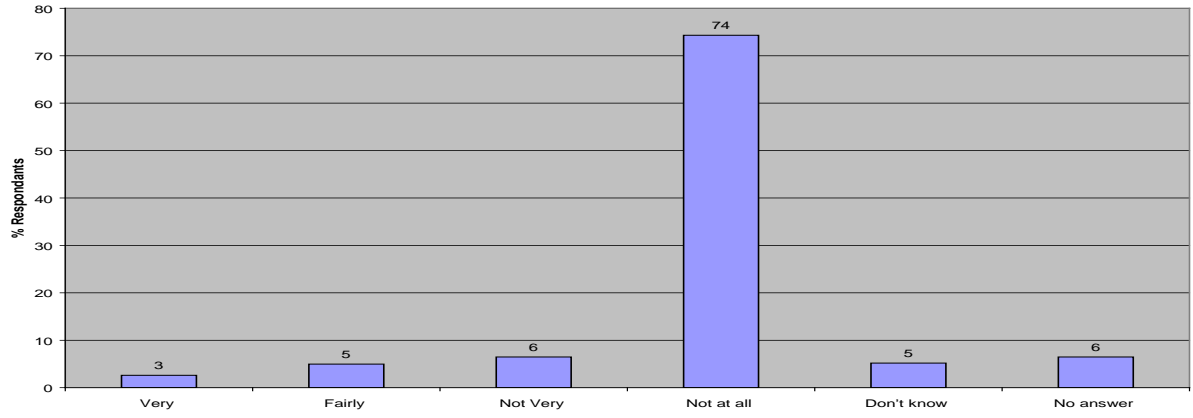


3j **How worried are you about the following things where you live?**
DOMESTIC VIOLENCE

As with the previous question, this was an issue as defined by the first community safety strategic assessment undertaken in Angus. This survey, for the first time, highlights the perception of those polled within Angus on the issues of domestic and racial abuse. The findings highlight an initial perception that these matters do not cause widespread community worry, with over 70% from each area stating they were not at all worried about these issues. However, this does not mean that this issue is not significant for the Community Safety Partnership but does highlight that further work in this area is required with the aim of raising the profile of this issue.



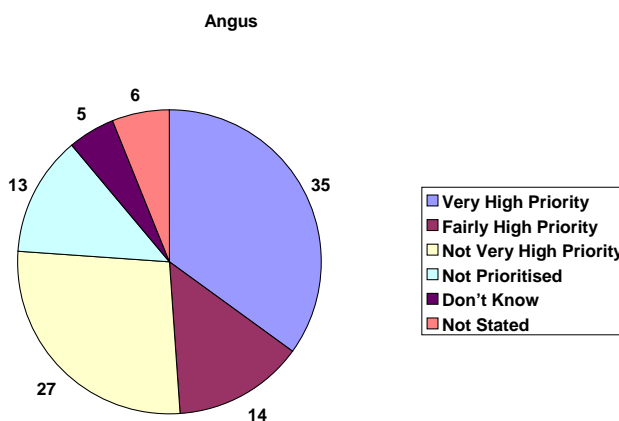
Arbroath



As explained in section 5.6, those asked were given a list of issues derived from the original community safety strategic assessment undertaken in Angus and asked to prioritise them in terms of their own area.

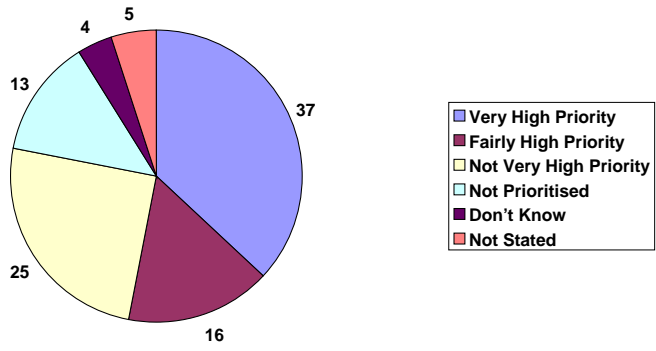
4a. Thinking specifically of your own area, how high a priority do you think each of the following should be for the Angus Community Safety Partnership?

Assault and Robbery



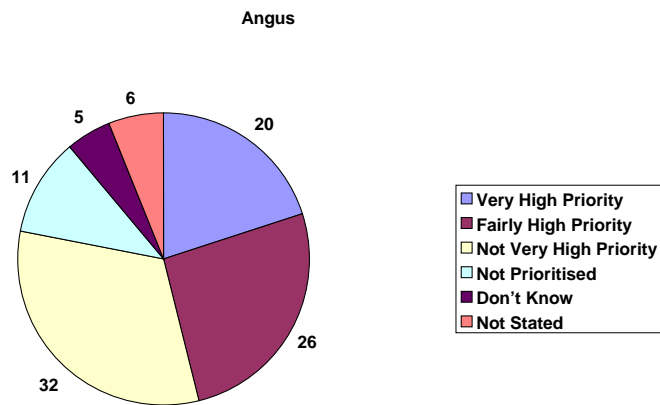
ANGUS

Arbroath



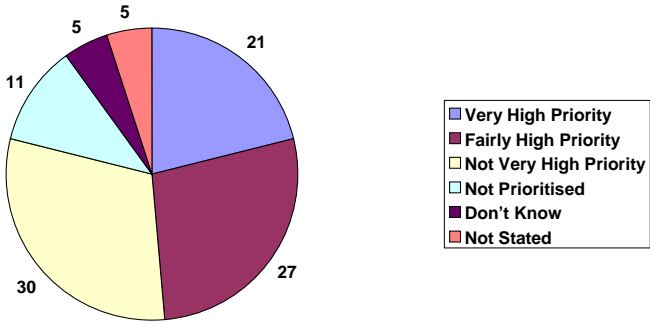
ARBROATH

- 4b. Thinking specifically of your own area, how high a priority do you think each of the following should be for the Angus Community Safety Partnership?
Theft from inside a Vehicle



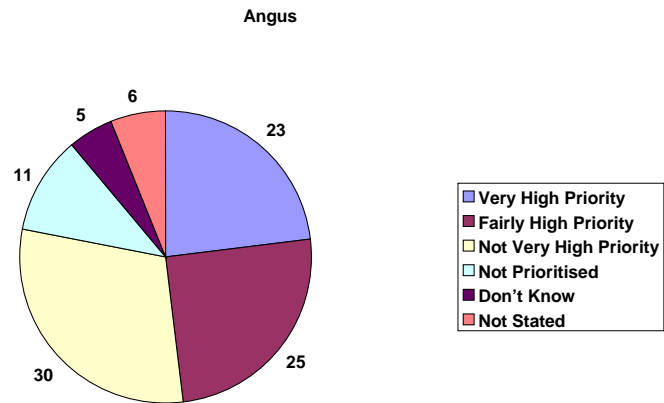
ANGUS

Arbroath



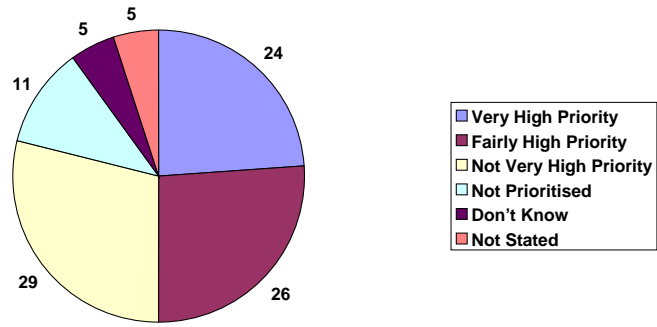
ARBROATH

- 4c. Thinking specifically of your own area, how high a priority do you think each of the following should be for the Angus Community Safety Partnership?
Theft of a Vehicle



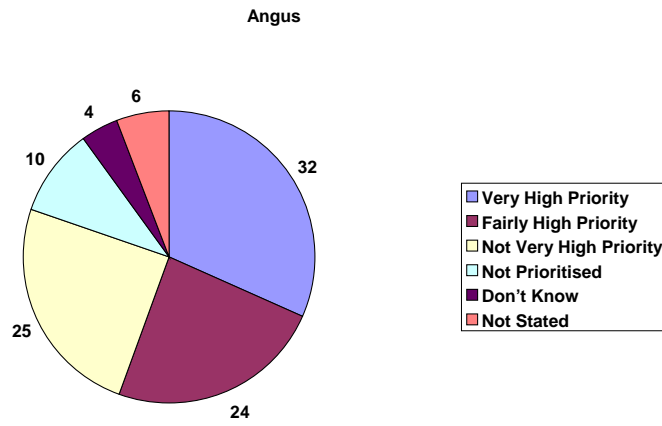
ANGUS

Arbroath



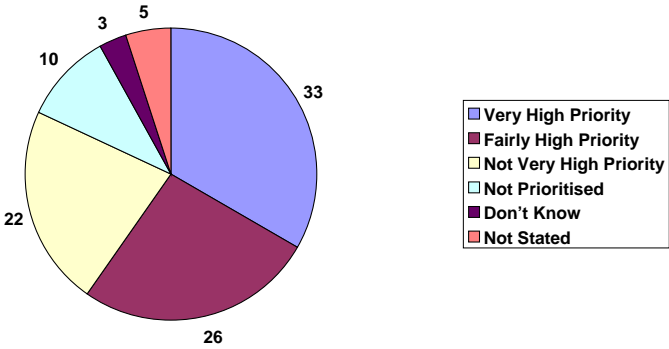
ARBROATH

- 4d. Thinking specifically of your own area, how high a priority do you think each of the following should be for the Angus Community Safety Partnership?
Housebreaking



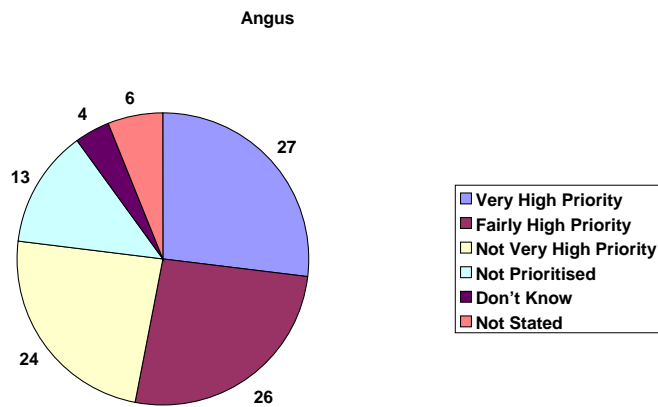
ANGUS

Arbroath



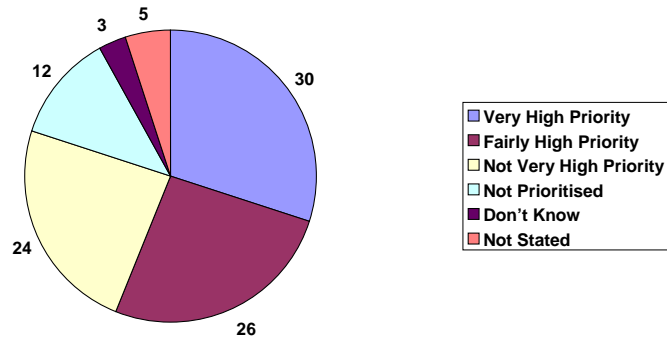
ARBROATH

- 4e. Thinking specifically of your own area, how high a priority do you think each of the following should be for the Angus Community Safety Partnership?
Abusive Behaviour



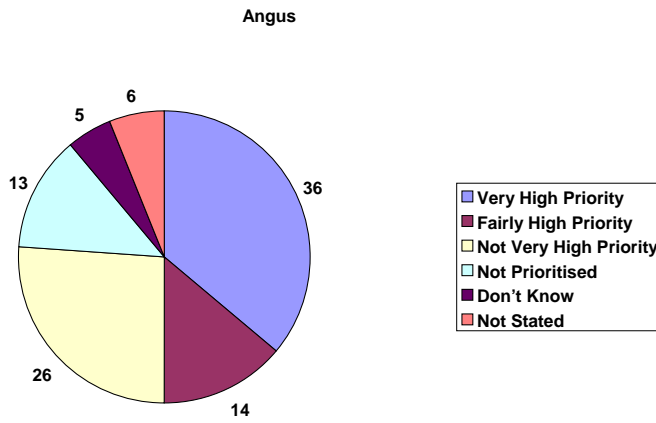
ANGUS

Arbroath



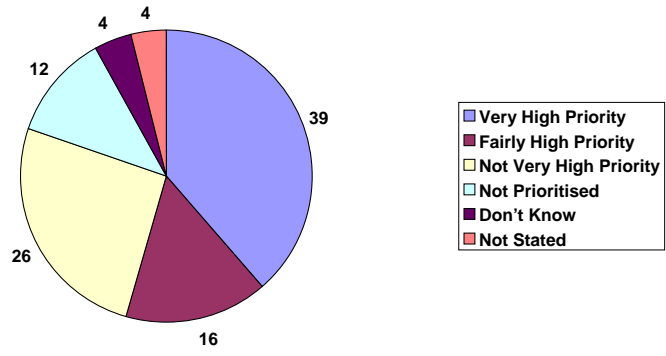
ARBROATH

- 4f. Thinking specifically of your own area, how high a priority do you think each of the following should be for the Angus Community Safety Partnership?
Serious Assault



ANGUS

Arbroath



ARBROATH

The following question attempts to cross tabulate the community perception of crime and negative behaviour against actual instances of crime and negative behaviour, both reported and unreported. As such, there was no stipulation in this question that the respondents answer should be confined to reported crime and negative behaviour only.

5. Have you been affected by any of the following in the past year?

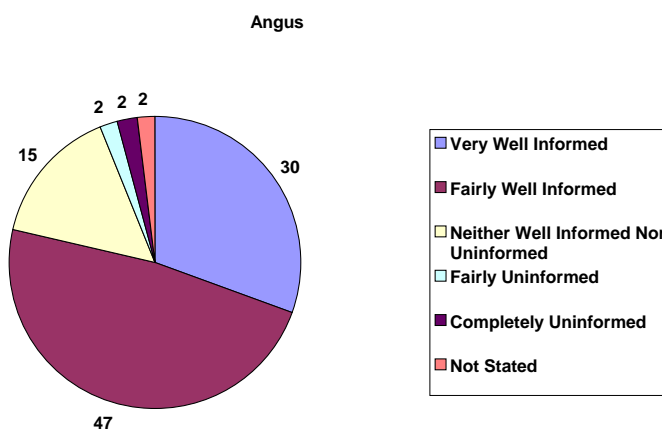
TYPE OF CRIME/ NEGATIVE BEHAVIOUR	ANGUS	FORFAR & KIRRIEMUIR	BRECHIN & MONTROSE	ARBROATH	CARNOUSTIE & MONIFIETH	RURAL
	PERCENTAGE AFFECTED(%)					
Gang Violence	3	3	4	4	2	5
Knife / Weapon related violence	3	3	3	4	2	3
Public Place Violence	6	7	6	9	3	4
Violence in the Workplace	3	3	3	4	4	4
Violence against Women	3	3	3	5	2	3
Racist Abuse	3	3	2	4	2	5
Vehicle Crime	10	11	11	12	7	6
House Breaking	4	5	4	6	2	5
Business Crime	4	4	3	4	4	5
Litter/Rubbish	36	36	39	38	29	33
Noise Nuisance	24	23	29	26	17	17
Vandalism/Graffiti	17	16	23	17	13	12
Behaviour arising from Drug/Alcohol Abuse	17	18	20	22	11	7
Unaffected	47	48	41	44	55	61

It should be noted that just under half the overall number of respondents were unaffected by crime or negative behaviour.

By far the greatest issue was that of litter and rubbish (36%). Second was noise nuisance (24%) and in joint third place was behaviour arising from drink or drug use and vandalism and graffiti. Fourth came vehicle crime affecting 10% of respondents. Far fewer were affected by all other types of crime.

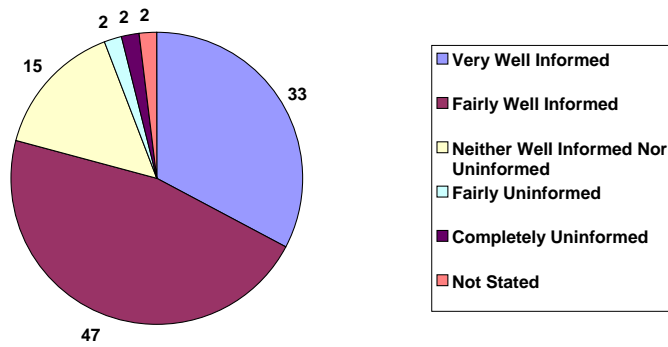
The following three questions were included to take the opportunity to ask the public about areas of community safety which had been omitted from the previous community safety survey. Promoting safety and preventing accidents in the community was a core theme from the original strategic assessment undertaken in Angus. As such, the partnership felt it was valid to ascertain how well informed the public felt on these issues.

6a. How well informed do you feel about the following?
Fire Safety



ANGUS

Arbroath

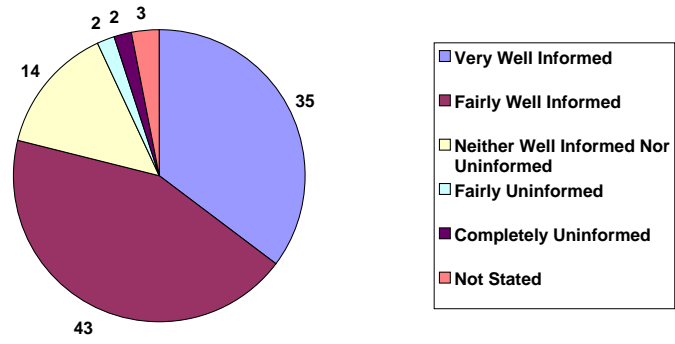


ARBROATH

Overall, the public asked agreed that they were fairly well informed about the issue of Fire Safety in Angus (av. 47%). Only an average 2% felt fairly uninformed and 2% felt completely uninformed. The integration of Tayside Fire and Rescue staff into the Joint Services Team has allowed this information to be shared directly with the Fire Community Safety Officer responsible for fire safety promotion.

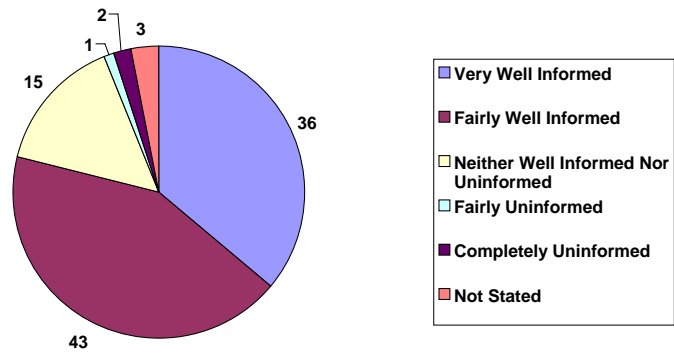
6b. How well informed do you feel about the following?
Road Safety

Angus



ANGUS

Arbroath

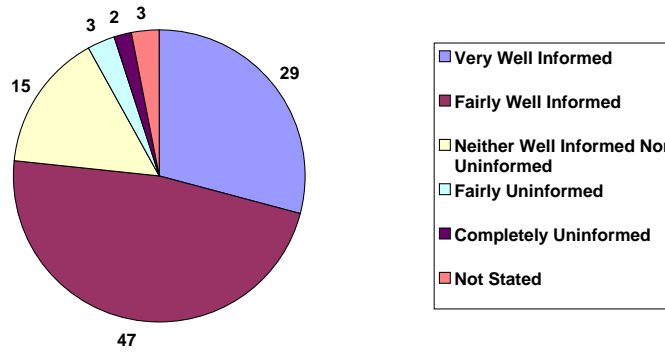


ARBROATH

Once again, the public asked appear to be well informed about road safety issues. The integration of the Tayside Police Road Safety Officer into the Joint Services Team has allowed this information to be shared directly.

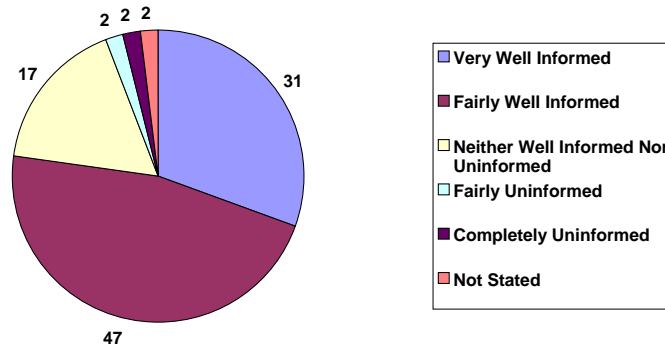
6c. How well informed do you feel about the following?
Home Safety and Injury Prevention

Angus



ANGUS

Arbroath



ARBROATH

The respondents to this question regarding home safety and accident prevention information are on average fairly well informed on this topic (av 47%). The outcome of this question has been shared with partner agencies tasked with the pro-active delivery of home safety and injury prevention education.

Additional Comments from Respondents

Below is a cross section of comments from respondents. It should be noted that there were over 1500 actual additional comments received which were roughly balanced 50/50 between positive and negative. As well as comments regarding issues, many of those polled noted aspirational improvements they would like to see for their area, such as more wardens and police on the beat. A sample of these is included for information.

- *I think something should be done about speeding youngsters using housing estate roads as race tracks.*
- *I have a great concern for the amount of litter and rubbish left in the countryside. Items dumped because it is so expensive to be uplifted by the council.*
- *It would be nice to know that opinions given in these questionnaires would be acted upon. For example dog fouling / litter problems only get worse in Forfar, despite complaints.*
- *Dog fouling on pavement in area is very bad.*
- *I feel very privileged to be living in a community such as Forfar, and thank Angus Council for their interest in the public's point of view.*
- *I am most worried about the drug use in my entry, and the discarding of the things used i.e. needles.*
- *Housing Dept seems to bring problem families and drug addicts into our town.*
- *I have lived in Arbroath all my life and find it very depressing now as it seems to be getting very unsafe and worrying to walk alone at night, especially as there's little for the young ones to do.*
- *Thank you for asking my views. I hope you will consider asking again in other years. I think you should ask questions in future about speeding drivers (all ages, both genders) and young boy/girl 'racers'.*
- *I am concerned about loud, barking dogs, whose owners seem oblivious to the distress it causes others.*
- *As far as my area is concerned, Angus is indeed a safe and enjoyable place to live.*
- *I like my neighbourhood very much and have good, helpful neighbours. Angus Council keep the streets clean and tidy.*
- *Evidence of fly tipping in the area.*
- *I would like to see the my local play park made a safe place for children to play in and not used by young drunken louts.*
- *Would like to see more wardens and police on the beat.*
- *When we had problems with gangs, noise and vandalism the police attended quickly and kept in touch and got problem solved in a few weeks.*
- *Police need to take more action against drug users and dealers.*
- *Hope this survey does some good. I am quite lucky in this area but there are definite problems in some areas.*

