



**SINGLE OUTCOME AGREEMENT
FOR ANGUS – 2009/2012**

**SIX MONTH PERFORMANCE REPORT
2009/10**

SUMMARY TABLE FOR THEMATIC GROUPS

AS AT DECEMBER 2009

THEMATIC GROUP	INDICATORS	
	Number (where data is available)	% where target met or exceeded
Community Planning Partnership <i>(Outcomes 13,15)</i>	0	0
Economic Development Partnership <i>(Outcomes 1,2,7,13)</i>	8	6
Lifelong Learning Partnership <i>(Outcomes 3,11)</i>	4	3
Health Improvement Action Group <i>(Outcomes 6)</i>	5	1
Community Safety Partnership <i>(Outcomes 9)</i>	7	6
Drugs and Alcohol Action Team <i>(Outcomes 6,8)</i>	2	1
Community Care and Health Executive Group <i>(Outcomes 6,7,11,15)</i>	6	4
Children's Services Executive Group <i>(Outcomes 4,5,6,7,8,11)</i>	8	7, plus 1 partial
Rural and Environment Partnership <i>(Outcomes 10,12,14)</i>	2	2

ANGUS COMMUNITY PLANNING PARTNERSHIP - PERFORMANCE MANAGEMENT AND REPORTING FRAMEWORK

SOA OUTCOMES & INDICATORS – SIX MONTH PROGRESS REPORT DECEMBER 2009

SOA National Outcome	Local Outcomes	Local indicators	Responsible Agency/ Worker	Source	Baseline as at:	Target			Progress & Status as at: Dec 09
						09/10	10/11	11/12	
NO13: We take pride in a strong, fair and inclusive national identity	A good quality of life is enjoyed by all in Angus	<i>% of people in Angus who consider they have a good quality of life</i>	Angus Council	Citizen Survey	2009 93% Satisfied		Maintain	Maintain	See baseline data Date of follow-up survey still to be determined
NO15: Our public services are high quality, continually improving, efficient and responsive to local people's needs	A good quality of life is enjoyed by all in Angus	<i>% of people stating they are satisfied with their neighbourhood</i>	Angus Council	Citizen Survey	2009 Open Spaces – 84% Cleanliness – 80% Shopping – 72% Roads/Lights – 59% Play areas – 54%		Maintain	Maintain	See baseline data Date of follow-up survey still to be determined
		<i>% of people stating they are satisfied with public services</i>	Angus Council	Citizen Survey	2009 Fire&Rescue – 99% Libraries – 97% Schools – 95% Health – 94% Sports – 93% Social Work – 90% Parks – 89% Transport – 85% Police – 83% Street Cleaning – 82% Refuse Collection – 80% Local Shops – 76% Community Wardens – 72% Phone Boxes – 67% Youth Facilities – 49%		Maintain	Maintain	See baseline data Date of follow-up survey still to be determined



ANGUS ECONOMIC DEVELOPMENT PARTNERSHIP - PERFORMANCE MANAGEMENT AND REPORTING FRAMEWORK

SOA OUTCOMES & INDICATORS – SIX MONTH PROGRESS REPORT DECEMBER 2009

PRIORITY THEME: Business Growth & Tourism									
SOA National Outcome	Local Outcomes	Local indicators	Responsible Agency/ Worker	Source	Baseline as at:	Target			Progress & Status as at: Dec 09
						09/10	10/11	11/12	
NO1: We live in a Scotland that is the most attractive place for doing business in Europe	Sustainable business growth in Angus is achieved	Net number and rate of new VAT registered businesses formed in a local authority area	Angus Council (Economic Development)	Annual/N OMIS March report	March 2007 3,280 businesses 2.3% of Scottish Total	2.3% of Scottish Total	2.3% of Scottish Total	2.35% of Scottish Total	March 08 3,365 2.1% of Scottish Total 1
		The Angus proportion of the total new business start-ups supported by the Business Gateway contract across Scotland	Angus Council (Economic Development)	Annual/ Business Gateway	2008/2009 Tayside 730 Angus 215	Tayside target - 730	Contract sets target at Tayside level only	Contract sets targets at Tayside level only	April – Nov 09 Tayside 432 Angus 102
	Growth in tourism in Angus is achieved	Total number of visitors to the following Angus attractions: • Arbroath Abbey • Carnoustie Golf Resort • Glamis castle • Pictavia	Angus Council (Economic Development) Historic Scotland Economic Development Glamis Castle Economic Development		 <i>08/09 13,087</i> <i>08/09 unable to get figures</i> <i>08/09 107,280</i> <i>08/09 6,730</i>		To be determined	To be determined	Abbey Apr– Nov 09 11,860 Carnoustie Apr– Nov 09 16,000 Glamis Apr– Nov 09 100,000 Pictavia Apr– Nov 09 5,985

Exceeded Target	On Target	Below Target	No Comparable Data Available
------------------------	------------------	---------------------	-------------------------------------

SOA National Outcome	Local Outcomes	Local indicators	Responsible Agency/ Worker	Source	Baseline as at:	Target			Progress & Status as at: Dec 09
						09/10	10/11	11/12	
NO1: We live in a Scotland that is the most attractive place for doing business in Europe	Growth in tourism in Angus is achieved	Income generated via Carnoustie Country	Angus Council (Economic Development)		April-Sept 2008 £1,017,000 Sept 07-April 08 13,895 visitors		Increase by 2%	Increase by 10%	Cannot be collected on an on-going basis – Consideration being given to replace this indicator with independently collated, annual STEAM data

PRIORITY THEME: People Are Equipped For Employment

SOA National Outcome	Local Outcomes	Local indicators	Responsible Agency/ Worker	Source	Baseline as at:	Target			Progress & Status as at: Dec 09
						09/10	10/11	11/12	
NO2: We realise our full economic potential with more and better employment opportunities for our people	Angus residents have good employment opportunities	% of working age population economically active	Angus Council (Economic Development)	Annual/ NOMIS (1 year lag)	07/08 84.2% (4% above Scottish average)		Maintain at 4% above the Scottish Average	Maintain at 4% above the Scottish Average	08/09 84.3% (4.6% above Scottish Average)
		Claimant count re unemployment as percentage of working age population	Angus Council (Economic Development)	Annual/ DWP	Dec 08 2.6% (0.7% below Scottish average)		Maintain at 0.7% below Scottish Average	Maintain at 0.7% below Scottish Average	Oct 09 3.1% (0.9% below Scottish average)
		Gross Annual Median earnings in £'s for all employees living in Angus	Angus Council (Economic Development)	April (1 year lag) Annual/ ONS	07/08 £19,795 (2% below Scottish Average)		Maintain at 2% below Scottish Average	1.8% below Scottish average	08/09 £23,987 (2.3% below Scottish average) ②


Exceeded Target	On Target	Below Target	No Comparable Data Available
------------------------	------------------	---------------------	-------------------------------------

PRIORITY THEME: Tackling Inequalities

SOA National Outcome	Local Outcomes	Local indicators	Responsible Agency/ Worker	Source	Baseline as at:	Target			Progress & Status as at: Dec 09
						09/10	10/11	11/12	
NO7: We have tackled the significant inequalities in Scottish society	Multiple deprivation in Angus is minimised	Number and % of people experiencing multiple deprivation in Angus	Angus Council (Fairer Scotland Group)	SIMD (3 yearly)	2006 5.8%* (6,328) in worst 15% (9% below Scottish average) *Amended to 5.6% in SIMD2009		Maintain at 9% below Scottish Average	Maintain at 9% below Scottish Average	2009 4.2% (4,530) in worst 15% 10.8% below Scottish Average

PRIORITY THEME: Welcoming International Workers

SOA National Outcome	Local Outcomes	Local indicators	Responsible Agency/ Worker	Source	Baseline as at:	Target			Progress & Status as at: Dec 09
						09/10	10/11	11/12	
NO13: We take pride in a strong, fair and inclusive national identity	People feel welcome in Angus	NI registrations to adult overseas nationals entering Angus (Annual/DWP)	Angus Council	(Annual/DWP)	07/08 860		Maintain at 07/08 level	Increase by 10% from the 07/08 baseline by 2020	08/09 1,290 (Scotland: 52,410 (0708); 46,240 (0809))



SUMMARY OF PROGRESS

The partnership is meeting or exceeding all targets with the exception of one where data is not readily available.

Business Growth & Tourism

- ① Although the number of Vat registered companies in Angus (08/09) has dropped below the Scottish average the actual number of registrations has increased by 85. In terms of business start ups it should be noted that the 2008/09 baseline figure reports on a level of start ups that were particularly high in that year for Angus.

People Are Equipped For Employment

- ② The full impact of the current economic climate will not be fully appreciated until the 09/10 data is available.


Tackling Equalities

Down from 8 datazones in 2006 (and 3 in 2004), to 6 datazones which now fall into the 15% most deprived datazones

Angus has seen an increase in the percentage of datazones in the 10% most deprived since SIMD 2004. However the distribution of datazones has remained similar over time. The majority of income-deprived datazones in Angus are in Arbroath with datazones in the 5 and 10% most deprived on the income domain. A small number of income-deprived datazones are found in Forfar and Brechin.

Welcoming International Workers

An increase of 430 (50%) over the previous year in Angus, as against a decrease Scotland wide of 6170 (11.8%) from 07/08. **Angus is one of only three local authority areas in Scotland where registrations increased 08/09 - 09/10 (East Lothian – 500-510, Perth and Kinross 2,370-3,820)**



KEY ISSUES FOR CONSIDERATION:

Business Growth & Tourism

The indicator relating to VAT registrations has changed due to BERR not producing these statistics anymore. In order to keep monitoring this, the Office of National Statistics has started to produce new enterprise demography statistics on an annual basis which are shown in the baseline column.

Targets for business start up rates in Angus are contracted as part of the Tayside target of 730 and not broken down into each area. However it is possible to report actual business start-ups for the area.

People Are Equipped For Employment

Claimant count for December 09 will be available in February 2010 due to the lag in collecting data.

Tackling Equalities

In Angus, the percentage of the income deprived population living in 15% most deprived data zones is 13%, and the percentage of employment deprived population living in the 15% most deprived data zones is 10%. Where the figures are low (compare Dundee's figures of 54% and 49%), deprivation is less concentrated in particular datazones and deprived individuals and households will be spread across the Local Authority area.

Welcoming International Workers

NI registration does not necessarily translate into workers staying/working in Angus as workers can register for NI numbers anywhere in the UK. Worker Registration Scheme may offer a more realistic figure regarding no's, however it should be noted that you only have to register once on the scheme and may return to the UK as many times as you like or move out of the area and not be required to register again.

Anecdotal evidence bears out that there are more overseas nationals working in Angus, with increasing numbers working on farms, although there are some changes in where they are coming from. There may be increasing numbers working for a period and then staying to study. Free (currently) ESOL classes may have some bearing on attracting people to Angus.

ACTIONS TO BE TAKEN:

Consideration being given to replace the tourism indicator with independently collated, annual STEAM data (Scottish Tourism Economic Activity Monitor)



LIFELONG LEARNING PARTNERSHIP - PERFORMANCE MANAGEMENT AND REPORTING FRAMEWORK

SOA OUTCOMES & INDICATORS – SIX MONTH PROGRESS REPORT DECEMBER 2009

NATIONAL PRIORITY THEME: Young People									
SOA National Outcome	Local Outcomes	Local indicators	Responsible Agency/ Worker	Source	Baseline as at:	Target			Progress & Status as at: Dec 09
						09/10	10/11	11/12	
NO3: We are better educated, more skilled & more successful, renowned for our research & innovation	Young people in Angus maximise their potential through learning opportunities	<i>% of school leavers in positive and sustained destinations annual, school leaver destinations (FSF)</i>	Skills Development Scotland		06/07 89.8% 07/08 89.9%	Maintain at 89%	Maintain at 89%	90%	08/09 87.4% ①
NO11: We have strong, resilient & supportive communities where people take responsibility for their actions & how they affect others	Respected & Responsible: Young people in Angus will be involved in decisions that affect them, have their voices heard & be encouraged to play an active & responsible role in their communities	<i>% of young people taking part in a volunteering activity organised by the school</i>	Education		2009 Primary 51% Secondary 18%	To be determined	To be determined	To be determined	See baseline data



NATIONAL PRIORITY THEME: Adults

SOA National Outcome	Local Outcomes	Local indicators	Responsible Agency/ Worker	Source	Baseline as at:	Target			Progress & Status as at Dec 09:
						09/10	10/11	11/12	
NO3: We are better educated, more skilled & more successful, renowned for our research & innovation	Adults in Angus maximise their potential through learning opportunities	<i>Number of working age people with severe literacy and numeracy problems engaging with provision</i> <ul style="list-style-type: none"> % achieving all goals % in accredited programmes which are community based 	Angus Council Angus College		07/08 683 new learners 73% 5%	75% 6%	78% 8%	80% 10%	08/09 713 75% 10%
		<i>Number and % of Adult ESOL learners achieving learning goals)</i> <ul style="list-style-type: none"> % achieving all goals % achieving outcomes in accredited programmes which are community based 	Angus Council Angus College		07/08 204 new learners Yet to be established 32%	Dependant on funding To be established 33%	Dependant on funding To be established 34%	Dependant on funding To be established 35%	08/09 50% achieving all goals 17% in accredited programmes community based



NATIONAL PRIORITY THEME: Building Community Capacity									
SOA National Outcome	Local Outcomes	Local indicators	Responsible Agency/ Worker	Source	Baseline as at:	Target			Progress & Status as at Dec 09:
						09/10	10/11	11/12	
NO11: We have strong, resilient and supportive communities where people take responsibility for their own actions and how they affect others	Citizens are involved in community life	<i>Number of volunteering placements through Volunteer Centre Angus</i>	<i>Volunteer Centre Angus</i>		07/08 1,289		Increase by 25% by 2010 (based on 2005/06)	Future target to be set after 2010	08/09 1,472
		<i>% of volunteers reporting that they had a positive experience from their placement</i>	Angus Council	Citizen Survey	2009 Survey 98%		Maintain	Maintain	See baseline data Date of follow-up survey still to be determined
		<i>% of people who are actively involved in volunteering</i>	Angus Council	Citizen Survey	2009 Survey 11%		Increase	Increase	See baseline data Date of follow-up survey still to be determined
		<i>% of people who feel they are influential in local/wider decision-making</i>	Angus Council	Citizen Survey	2009 Survey 14%		Increase	Increase	See baseline data Date of follow-up survey still to be determined

Exceeded Target	On Target	Below Target	No Comparable Data Available
-----------------	-----------	--------------	------------------------------

SUMMARY OF PROGRESS

3 of the 4 indicators which have trend information have exceeded or are meeting the target set for this year.

The Lifelong Learning partnership has made good progress in developing its Delivery Plan, which will be finalised early in the new year.

Baseline data for a number of indicators only became available in December 2009. The Partnership will use this to set targets for future years.

KEY ISSUES FOR CONSIDERATION AND ACTION:

YOUNG PEOPLE

- ① There has been a 3% increase in the number of young people whose destination is unknown, therefore it cannot be determined whether they have moved into employment, training, further/higher education or volunteering.


ADULTS

Numbers participating in accredited literacy programmes in 2008-9 were ahead of target. This results from a specific contract to undertake additional work that is not operating in 2009-10. The original target remains appropriate.

The drop in ESOL learners in accredited programmes in the community resulted from a break in funding and related difficulties. There has been continuity of funding in 2009-10 and work is on track to meet the target. The funding position for 2010-11 is uncertain and this may impact on capacity to deliver.

BUILDING COMMUNITY CAPACITY

The Angus Citizen's Survey has provided some valuable baseline information.



HEALTH IMPROVEMENT ACTION GROUP - PERFORMANCE MANAGEMENT AND REPORTING FRAMEWORK

SOA OUTCOMES & INDICATORS – SIX MONTH PROGRESS REPORT DECEMBER 2009

PRIORITY THEME: Nutrition and Physical Activity									
SOA National Outcome	Local Outcomes	Local indicators	Responsible Agency/ Worker	Source	Baseline as at:	Target			Progress & Status as at: Dec 09
						09/10	10/11	11/12	
NO6: We live longer, healthier lives	Children in Angus will get the best possible start in life.	<i>Proportion of children in Primary 1 with their Body Mass Index outwith a healthy range (obese, incl. severely obese)</i>	Angus CHP	<i>Annual/ CHP Profile</i>	07/08 6.1%	Maintain	Maintain	Maintain	2008/09 9.4%
		<i>Proportion of new-born children exclusively breastfed at 6-8 weeks</i>	Angus CHP	<i>Annual/ CHP Profile</i>	2006/07 26.8% 1,090 reviews	Maintain	Maintain	Maintain	2007/08 26.2% 1,175 reviews

PRIORITY THEME: Mental Health and Well-being									
SOA National Outcome	Local Outcomes	Local indicators	Responsible Agency/ Worker	Source	Baseline as at:	Target			Progress & Status as at: Dec 09
						09/10	10/11	11/12	
NO6: We live longer, healthier lives	The gap in health inequalities across the population of Angus is reduced	<i>Number of suicides per 100,000 population</i>	Angus CHP AMH Accountable Group	<i>Annual/ CHP Profile</i>	2006 10.6 per 100,000 population (1.37%; n=53)	Maintain at 2006 level	Maintain at 2006 level	National Target - Reduce by 20% between 2003-2013	2006-08 16.1 (3 yr average)

Exceeded Target	On Target	Below Target	No Comparable Data Available
-----------------	-----------	--------------	------------------------------

PRIORITY THEME: Sexual Health									
SOA National Outcome	Local Outcomes	Local indicators	Responsible Agency/ Worker	Source	Baseline as at:	Target			Progress & Status as at: Dec 09
						09/10	10/11	11/12	
NO6: We live longer, healthier lives	The Angus Population have a positive and responsible attitude towards sexual health	<i>Rate per 100,000 of the Angus population diagnosed with Chlamydia</i>	Angus CHP	Annual/ Angus CHP	2007 Angus Females: 0.13% (n = 72) Males: 0.14% (n = 74)	Expected to increase	Expected to increase	Reduction by 2020 (National Target)	2007 most recent information available for Angus
		<i>Teenage pregnancy rate per 1,000 females aged 13 to 15 (FSF)</i>	Angus CHP	Annual/ Angus CHP	04/06 5.3% (32 per 1,000) 06/07: 6.8%	Maintain	2010 Tayside Target – 6.8% Angus Target - 5.6%	National Target to 2010 – Future target still to be determined	(07/08 figures not yet validated)

PRIORITY THEME: Smoking and Tobacco Control									
SOA National Outcome	Local Outcomes	Local indicators	Responsible Agency/ Worker	Source	Baseline as at:	Target			Progress & Status as at: Dec 09
						09/10	10/11	11/12	
NO6: We live longer, healthier lives	The health of the Angus population is improved by reducing the impact of tobacco use	<i>Number of the smoking population who quit through cessation services at 1 month</i>	Angus CHP	<i>(Annual /NHS Tayside)</i>	2007 n = 394 at 4wks 2008 n = 296 at 4 weeks	592 smokers per single year	592 smokers per single year	1,776 in total for the 3 years (09/10/11)	April-Sept 09 162 at 4 weeks

Exceeded Target	On Target	Below Target	No Comparable Data Available
-----------------	-----------	--------------	------------------------------

PRIORITY THEME: Oral and Dental Health

SOA National Outcome	Local Outcomes	Local indicators	Responsible Agency/ Worker	Source	Baseline as at:	Target			Progress & Status as at: Dec 09
						09/10	10/11	11/12	
NO6: We live longer, healthier lives	The gap in health inequalities across the childhood population of Angus is reduced	<i>Number and % of Primary 1 children with no signs of dental disease</i>	Angus CHP and Angus Nutrition Network	<i>Annual/ CHP Profile Dental Registry</i>	06/07 Angus 62.9% n = 717		Angus 65%	National Target 60% Local Target 70%	2007/08 – Tayside 60.8% (Source: National Dental Inspection Programme of Scotland 2008) 1
					Dental Registrations 3 – 5 year olds (June 08) 2,512		80% of all 3-5 year old children to be registered with an NHS dentist by 2010	June 2009 2,550 (62.9% of 3-5 year olds in Angus)	

SUMMARY OF PROGRESS

Nutrition and Physical Activity

The Paediatric Obesity Service Tayside has been developed to deliver, in part, on the HEAT Target in relation to childhood obesity. The service was established in October 2009 for children aged 5-15 with extreme levels of obesity in Angus. A priority for the service is to deliver nutritional training to individuals and communities. The project lead has only just been appointed so as yet numbers are at zero

Mental Health and Well-being

The 3 year average rates indicate that there is an increase in prevalence of suicides in Angus. However, the national target set for staff trained in suicide awareness (50%) has been met for frontline staff in Angus.



Sexual Health

Long acting reversible contraception (LARC) will contribute towards reducing teenage pregnancy rates; the target for LARC is 60/1000 with the current Angus rate standing at 58.4/1000. The C-Card has been implemented in Angus; launched at the WEB Project (Forfar), No. 1 for Youth, the Pitstop Youth Café and the Youthbytes Bus. Over 400 young people across Angus have accessed the scheme. SHARE training has been delivered to all secondary school Pupil Care and Support staff. Courses are also being offered to primary school teachers. Staff tutors are to attend training to develop SRE for young people with additional support needs.

Smoking and Tobacco Control

- Young Persons' Smoking Cessation and Prevention Worker is now full-time across Angus, working with young people on a one-to-one and group basis in school and community settings. The post links with the School's Health Promotion Team (NHS Tayside Public Health) and Staff Tutors (Angus Council Education) and there is an Action Plan describing a range of initiatives from now to 2011 in both prevention and cessation.
- The most recent figures show a fall in adult smoking prevalence in the Angus locality.
- Around 26% of pregnant women in Angus are smokers (250approx/year) with a cluster in the Arbroath area in. A whole of Angus locality target of 50 women participating in the Give It Up For Baby incentive scheme was reached in 2008/2009. This figure was overtaken by November in the current year.
- There are major concerns over the attainment of the above HEAT target as the remaining adult smokers in the population are in traditionally 'hard-to-reach' groups. This is a difficulty being experienced across all Scottish Health Boards.

Oral and Dental Health

Childsmile continues to progress and deliver tooth-brushing and fluoride programmes in schools.

KEY ISSUES FOR CONSIDERATION:

Nutrition and Physical Activity

Extra support for promotion and maintenance of breastfeeding has started across three areas of Angus where the rates are lowest.

Mental Health and Well-being

Staff turnover poses a challenge to maintaining the national target for training staff in suicide awareness.

Sexual Health

Chlamydia is expected to increase due to improved screening.
Pregnancy targets are to be determined as local targets may be set as opposed to national targets.



Smoking and Tobacco Control

The Smoking Cessation Service was disrupted by Staff redeployment during H1N1 Containment phase during the summer of 2009. For a time this limited recruitment to the various programmes. A programme to manage potential risks is in place, however current demands of H1N1 in the vaccination phase are not causing problems.

Oral and Dental Health

● Surveys for P1 & P7 are carried out on alternate years, data for 2009 survey not yet available for Angus


ISD who collate the dental registration data has two 'warnings' over figures that are sub NHS Board, i.e. CHP, and how they are used. Current data that relates to registration numbers is collected based on the address of the dental practice where the patient received treatment, NOT ON THE ADDRESS OF THE PATIENT. This is because the current ISD system is based on payment to dentists for work undertaken on patients and not on where the patient lives.

ACTIONS TO BE TAKEN:

The dietetics service is investigating developing additional community-based services for tackling childhood obesity.

Chlamydia screening via community pharmacies model for working approach by NHS Tayside board – funding to be identified as a priority. The young people's health workers team provide access within one mile of each secondary school from January 2010.

Training will continue to be rolled out and offered to all new staff. In addition, the Choose Life Action Plan will continue to be progressed.



COMMUNITY SAFETY PARTNERSHIP - PERFORMANCE MANAGEMENT FRAMEWORK

SOA OUTCOMES & INDICATORS – SIX MONTH PROGRESS REPORT DECEMBER 2009

PRINCIPAL ISSUE: Alcohol and Drugs									
SOA National Outcome	Local Outcomes	Local indicators	Responsible Agency/ Worker	Source	Baseline as at:	Targets			Progress & Status as at: Dec 09
						09/10	10/11	11/12	
NO9: We live our lives safe from crime, disorder and danger	Communities in Angus are safe, secure and vibrant	<i>Number of crimes recorded with an "Alcohol-Offender" aggravator (3 year average)</i>	Tayside Police		2007/08/09 1,417	Expected to increase – keep within 5% of 3 year average	Expected to increase – keep within 5% of 3 year average	Expected to increase – keep within 5% of 3 year average	689 (on target)
		<i>Drug offences – supply and possession with intent to supply Class A (3 year average)</i>	Tayside Police		2007/08/09 55	57	Targets are set year on year	Targets are set year on year	30 (on target)

PRINCIPAL ISSUE: Public Protection and Safety									
SOA National Outcome	Local Outcomes	Local indicators	Responsible Agency/ Worker	Source	Baseline as at:	Targets			Progress & Status as at: Dec 09
						09/10	10/11	11/12	
NO9: We live our lives safe from crime, disorder and danger	Communities in Angus are safe, secure and vibrant	<i>Volume and rate of recorded crimes and offences per 10,000 pop (Groups 1 to 4) 3 year average</i>	Tayside Police		2007/08/09 429	440	Targets are set year on year	Targets are set year on year	194
		<i>% of Angus population stating they feel safe</i>	Joint Service Team	Community Safety Survey	2007 93% Very/Fairly Safe (Day)	Maintain at 93%	Maintain at 93%	Maintain at 93%	94%


Exceeded Target	On Target	Below Target	No Comparable Data Available
------------------------	------------------	---------------------	-------------------------------------

PRINCIPAL ISSUE: Public Protection and Safety

SOA National Outcome	Local Outcomes	Local indicators	Responsible Agency/ Worker	Source	Baseline as at:	Targets			Progress & Status as at: Dec 09
						09/10	10/11	11/12	
					51.5% Very/Fairly Safe (Night)	55%	69%	75%	69%
<i>NO9: We live our lives safe from crime, disorder and danger</i>	Communities in Angus are safe, secure and vibrant	<i>Number of recorded domestic violence incidents per 10,000 pop 3 year average– all crimes with “Domestic” aggravator)</i>	Tayside Police		2007/08/09 983 incidents 91 per 10,000	Expected to increase – keep within 5% of 3 year average	Expected to increase – keep within 5% of 3 year average	Expected to increase – keep within 5% of 3 year average	523 incidents 48.8 per 10,000

PRINCIPAL ISSUE: Road Safety

SOA National Outcome	Local Outcomes	Local indicators	Responsible Agency/ Worker	Source	Baseline as at:	Targets			Progress & Status as at: Dec 09
						09/10	10/11	11/12	
<i>NO9: We live our lives safe from crime, disorder and danger</i>	Communities in Angus are safe, secure and vibrant	<i>Number of people killed or seriously injured in road accidents/ million vehicle kms</i>	Tayside Police		94 to 98 21 children 128 adults	11 children 89 adults	Targets are set year on year	Targets are set year on year	3 children 25 adults



OTHER ISSUE: Fire Safety									
SOA National Outcome	Local Outcomes	Local indicators	Responsible Agency/ Worker	Source	Baseline as at:	Targets			Progress & Status as at: Dec 09
						09/10	10/11	11/12	
NO9: We live our lives safe from crime, disorder and danger	Communities in Angus are safe, secure and vibrant	<i>Incidence of home fires resulting in death or injury</i>	Tayside Fire & Rescue		08/09 Fatalities 1 Injuries 19	Fatalities 0 Injuries 17	Targets are set year on year	Targets are set year on year	● Fatalities 1 Injuries 14

SUMMARY OF PROGRESS

4 of the indicators are exceeding target and 2 are expected to meet the target set by the end of March 2010.

PRINCIPAL ISSUES

Alcohol and Drugs

The number of crimes committed in Angus by offenders who are under the influence of alcohol have reduced by 15% compared with the same period last year and the quantity of alcohol seized from young people is ahead of target by 15%. The Community Safety Partnership has worked closely with Focus on Alcohol Angus on a number of projects which are having a positive impact in this area including: Total Dry Up (with TCA and WEB Project), Alcohol Awareness Week and the Best Bar None scheme.

Public Protection and Safety

The 2009 Community Safety Survey suggests that more people in Angus feel safe at night (69%) and the majority (94%) feel safe during the day. There is an overall reduction (10%) in the volume of crimes 1 to 4 recorded and the number of violent crimes reported is also meeting the target set. A number of successful seasonal safety campaigns have been undertaken as well as significant inputs from crime prevention services, including mobile CCTV, to help tackle these issues.

Road Safety

There has been a 44% reduction in the number of people killed or seriously injured in Angus. A number of proactive campaigns have been undertaken by Tayside Fire & Rescue which contributed to this success, including Driving Ambition and 'Safe Drive, Stay Alive'.




Fire Safety

Incidents of fires have been reducing over the past few years, in line with national trends, and Home Fire Safety Visits have increased significantly, over twice the number of visits have been undertaken in the first 6 months of this year compared to the whole of 2008/09.

KEY ISSUES FOR CONSIDERATION AND ACTION:

Only 1 indicator is failing to meet the target (see below).

❶ Tayside Fire & Rescue have implemented a new management information system and the recording of home fires now includes less serious injuries like smoke inhalation. The targets set last year will be reviewed and revised to reflect this change in procedures. The one fatality to date was due to a criminal act but is still recoded as a fire fatality. The baseline set for 07/08 was fatalities zero, injuries fifteen. If it had not been updated, the indicator would not be marked as red.



ALCOHOL & DRUG PARTNERSHIP - PERFORMANCE MANAGEMENT AND REPORTING FRAMEWORK

SOA OUTCOMES & INDICATORS – SIX MONTH PROGRESS REPORT DECEMBER 2009

NATIONAL PRIORITY THEME: Recovery (Including Treatment, Social Care and Housing)									
SOA National Outcome	Local Outcomes	Local indicators	Responsible Agency/ Worker	Source	Baseline as at:	Target			Progress & Status as at: Dec 09
						09/10	10/11	11/12	
NO6: We live longer, healthier lives	Harm caused by the misuse of drugs and alcohol is reduced, resulting in improved quality of life in Angus	<i>Number of alcohol related hospital discharges (Annual/ISD)</i>	NHS Tayside	Alcohol Related Statistics (ISD)	2007/08 336 (0.8% of Scottish total)	Maintain at 0.8% of Scottish total	Maintain at 0.8% of Scottish total	Maintain at 0.8% of Scottish total	Awaiting data from ISD
		<i>Number of alcohol related deaths (Annual/ISD)</i>	NHS Tayside	Alcohol Related Statistics (ISD)	2007/08 24 (1% of Scottish total)	Maintain at 1% of Scottish total	Maintain at 1% of Scottish total	Maintain at 1% of Scottish total	Awaiting data from ISD
		<i>Number of new individuals reported to the Scottish Drug Misuse Database per 100,000 (Annual/ISD)</i>	NHS Tayside	Drug Related Statistics (ISD)	07/08 206 per 100,000	Expected to increase – keep within 5% of Scottish average	Expected to increase – keep within 5% of Scottish average	Expected to increase – keep within 5% of Scottish average	Awaiting data from ISD

Exceeded Target	On Target	Below Target	No Comparable Data Available
------------------------	------------------	---------------------	-------------------------------------

NATIONAL PRIORITY THEME: Children Affected by Parental Substance Misuse

SOA National Outcome	Local Outcomes	Local indicators	Responsible Agency/ Worker	Source	Baseline as at:	Target			Progress & Status as at: Dec 09
						09/10	10/11	11/12	
NO8: We have improved the life chances for children, young people and families at risk	Children of substance misusing parents are supported in order to maximise their potential	Number and % of children of substance misusing parents being supported to remain in a stable and safe household <i>(Annual/ADP/CPC)</i>	ADP/CPC	'Link-Up' Database	Oct 09 10 families 14 children Link-Up Montrose	Still to be established	Still to be established	Still to be established	See baseline data
		Number and % of children of substance misusing parents participating in community activities <i>(Annual/ADP/CPC)</i>	ADP/CPC	'Link-Up' Database	Oct 09 10 families 14 children Link-Up Montrose	Still to be established	Still to be established	Still to be established	See baseline data
		Number and % of children of substance misusing parents with improved school attendance <i>(Annual/ADP/CPC)</i>	ADP/CPC	'Link-Up' Database	Oct 09 10 families 14 children Link-Up Montrose	Still to be established	Still to be established	Still to be established	Oct 09 71% of children at school have 90% or above attendance
		Number and % of children of substance misusing parents with improved school achievement and attainment <i>(Annual/ADP/CPC)</i>	ADP/CPC	'Link-Up' Database	Baseline to be established in 2009 (Montrose)	Still to be established	Still to be established	Still to be established	Attainment data still being analysed



NATIONAL PRIORITY THEME: Prevention (Changing Attitudes, Environment and Culture)

SOA National Outcome	Local Outcomes	Local indicators	Responsible Agency/ Worker	Source	Baseline as at:	Target			Progress & Status as at: Dec 09
						09/10	10/11	11/12	
NO6: We live longer, healthier lives	Harm caused by the misuse of drugs and alcohol is reduced, resulting in improved quality of life in Angus	<i>Number of screenings using the appropriate setting-appropriate screening tool and appropriate alcohol brief intervention, in line with SIGN 74 guidelines (HEAT Target)</i>	NHS Tayside	NHS Tayside	08/09 3,586 (Tayside)	4,000 (Tayside)	12,000 (Tayside)		Apr-Sep 09 1,000 (Tayside) ③

SUMMARY OF PROGRESS

6 of the indicators (shaded blue) are either awaiting the latest data from national sources or only have baseline data, as it is too early to provide trend information.

Recovery

Some of the data relating to Recovery is sourced from a national agency (ISD) and has a time lag of up to 18 months and the ADP is unable to update hospital discharges, drug and alcohol related deaths and individuals reported to the Scottish Drug Misuse database at this point in time. The Angus ADP, along with the ADP's in Dundee and Perth & Kinross, will be looking at options for obtaining more timely and local information and this will be considered by Tayside ADP Co-ordinating Group over the next few months.

Children Affected by Parental Substance Misuse (CAPSM)


Angus has been identified as a 'learning partner' to explore the interface between CAPSM and the principles of 'Getting it Right for Every Child' (GIRFEC). The Scottish Government is funding action research to improve the identification, assessment, recording and information sharing of CAPSM and we intend to demonstrate progress from activity within the Link-Up initiative. The capacity, availability and quality of support services are being assessed over an 18 month period which is scheduled to complete in Dec 2010. The aim is to strengthen the focus of adult substance misuse services on the needs of children, improve integration and promote resilience in families. There are early indications that this process is developing well with good cooperation and evidence of transferability of skills. Gaps remain in the screening of very young children, the lack of variety in responses to adolescent need and improving the confidence and competence of the workforce to respond effectively. An interim report from the researcher will be available in January 2010.

Prevention

This HEAT target is one of a number of national indicators set by NHS Scotland and it is the requirement of GP's to undertake screenings and brief interventions. It is not possible at this stage to give a breakdown of performance at Community Health Partnership level.

KEY ISSUES FOR CONSIDERATION AND ACTION:

③ Data for the first two quarters of this year suggest that the target will not be achieved. There are a number of contributory factors including, some GP practices across Tayside are focusing their attention on immunisation against H1N1 (swine flu) and therefore have a reduced capacity for brief interventions. In addition follow-up screenings are not being undertaken as anticipated.



**COMMUNITY CARE & HEALTH EXECUTIVE GROUP
PERFORMANCE MANAGEMENT AND REPORTING FRAMEWORK**

SOA OUTCOMES & INDICATORS – SIX MONTH PROGRESS REPORT DECEMBER 2009

PRIORITY THEMES: Improved Health and Well-Being									
SOA National Outcome	Local Outcomes	Local indicators	Responsible Agency/ Worker	Source	Baseline as at:	Target			Progress & Status as at: Dec 09
						09/10	10/11	11/12	
NO6: We live longer, healthier lives	The health of the Angus population is improved	<i>Annual rate of increase of defined daily dose per capita of anti-depressants</i> HEAT Target T3	NHS Tayside	(Annual/ NHS Tayside)	07/08 depression 13.55	Maintain at 07/08 level	Maintain at 07/08 level	National Target - Reduce by 10% from the 07/08 baseline	Apr-Sept 2009 14.70 1

PRIORITY THEME: Improved Social Inclusion									
SOA National Outcome	Local Outcomes	Local indicators	Responsible Agency/ Worker	Source	Baseline as at:	Target			Progress & Status as at: Dec 09
						09/10	10/11	11/12	
NO7: We have tackled the significant inequalities in Scottish society	The housing needs of residents in Angus are met	<i>Proportion of unintentionally homeless households in permanent accommodation</i>	Angus Council Housing	Annual/ Angus Council	07/08 80%	Maintain at 07/08 level		100% of homelessness applications assessed by 2012 (National Target)	67% 2
	Multiple deprivation in Angus is minimised	<i>Proportion of new housing which is 'affordable'</i>	Angus Council Housing	Annual/ Angus Council	2008/09 15% (120 units)	Maintain at 08/09 level	15%	2012 17.5%	Apr-Sept 24% (26 new units)

Exceeded Target	On Target	Below Target	No Comparable Data Available
-----------------	-----------	--------------	------------------------------

PRIORITY THEMES: Improved Independence and Responsibility

SOA National Outcome	Local Outcomes	Local indicators	Responsible Agency/ Worker	Source	Baseline as at:	Target			Progress & Status as at: Dec 09
						09/10	10/11	11/12	
NO11: We have strong, resilient and supportive communities where people take responsibility for their own actions and how they affect others	People play an active role in how health, housing & community care services are designed and delivered	<i>% of service users satisfied with their involvement in the design of their care package (CC Outcome- S2)</i>	SW&H	Annual/ Angus Council UDSET	2008 92% (based on sample)	To be established	To be established	To be established	6 month pilots across a variety of community care teams and the wider partnership will start in Jan 2010
		<i>% of carers satisfied with their involvement in the design of their care package (CC Outcome- S2)</i>	SW&H	Annual/ Angus Council UDSET	2008 42% (based on sample)	To be established	To be established	To be established	6 month pilots across community care teams and the wider partnership will start in Jan 2010.
	Carers are supported to undertake their caring role	<i>% of carers who have opportunities to access information & training when they need it</i>	SW&H Angus CHP Carers Centre	Annual/ Carers Centre	2008/09 Return to Work 10 carers Leisure 253 carers Public Info 1,306 distributed	Additional 10 carers Increase by 10% Maintain	Additional 10 carers Increase by 10% Maintain	Additional 10 carers Increase by 10% Maintain	Apr-Sept 09 19 carers into training / employment

Exceeded Target	On Target	Below Target	No Comparable Data Available
-----------------	-----------	--------------	------------------------------

PRIORITY THEMES: Improved Independence and Responsibility

SOA National Outcome	Local Outcomes	Local indicators	Responsible Agency/ Worker	Source	Baseline as at:	Target			Progress & Status as at: Dec 09
						09/10	10/11	11/12	
NO15: Our public services are high quality, continually improving, efficient and responsive to local people's needs	People are able to access the support they need when they need it from health, housing & community care services	% of assessments completed meeting national and local standards (CC Outcome – Q1)	SW&H Angus CHP	Annual/ Angus Council Case Audits	Baseline yet to be established	To be set when baseline established	To be set when baseline established	To be set when baseline established	Reporting on this indicator is no longer required – it will be embedded into the local quality assurance framework
		Average time from referral to first service date (CC Outcome – A3)	SW&H Angus CHP	Annual/ Angus Council CareFirst	06/07 6 days (SSAs 65+)	6 days	6 days	2012 6 days	This will be part of the monitoring arrangements re waiting times for FPC – first report due March 2010
		Number & % of service users who believe that their needs have been met	SW&H	Biennial Survey/ SW&H	2008 78% (2,157 service users)	2010 80%	No survey in 10/11	2012 82%	Next survey due 2010
		No of service users supported into education, training, volunteering & employment	SW&H	Annual/ Angus Council Case Audits	07/08 OP - 179 LD – 276 D&A - 30	Increase by 5% (from 2007/08)	Increase by 5% (from 2007/08)	Increase by 10% (from 2007/08)	08/09 OP - 236 LD – 311 D&A - 39

Exceeded Target	On Target	Below Target	No Comparable Data Available
-----------------	-----------	--------------	------------------------------

PRIORITY THEMES: Improved Independence and Responsibility

SOA National Outcome	Local Outcomes	Local indicators	Responsible Agency/ Worker	Source	Baseline as at:	Target			Progress & Status as at: Dec 09
						09/10	10/11	11/12	
NO15: Our public services are high quality, continually improving, efficient and responsive to local people's needs	People are able to access the support they need when they need it from health, housing & community care services	% of service users aged 65 and over with intensive needs receiving services at home (HEAT Target T8)	SW&H Angus CHP	Annual/ Angus Council	07/08 31 Mar 08 10.6%	10%	9%	2015 12%	31 Mar 09 15%

SUMMARY OF PROGRESS

80% of indicators either exceeded target or are on target.

Improved Health & Well-Being

The HEAT Target in relation to prescribing of anti-depressants has been reviewed and will be replaced in 2011 by another indicator relating to access to therapeutic services. There will be no requirement to report on the current HEAT target after April 2010. Health improvement is a cross-cutting agenda for all of the care groups within community care and, as such, there are a number of additional indicators below the waterline which measure the impact of specific interventions on health and well-being.

Improved Social Inclusion

This is an area which will be addressed through the implementation of new Local Housing Strategy in 2011. The Housing Need and Demand Assessment work which is currently being undertaken will help inform longer term targets for the delivery of affordable housing in Angus.



Improved Independence and Responsibility

A new Angus Carers Strategy is due to be published early in 2010 and the key priorities are involvement, provision of information, short breaks, health & well-being and young carers. A number of initiatives have been developed in partnership with Angus Carers Centre to promote training, employment and volunteering opportunities for carers. In addition, there is a focus on providing opportunities to safeguard health and well-being.

The introduction of national eligibility criteria for free personal care services for older people on 1st December 2009 will require Councils to monitor and report on waiting times for services. This will replace the Community Care Outcome A3 and the first report will be from January to March 2010.

There has been a significant increase (21%) in the number of service users being supported into education, training, volunteering and employment and this will continue to be a priority for the CCHEG, especially in the current economic climate.

KEY ISSUES FOR CONSIDERATION AND ACTION:

Only 2 indicators are below target.

- ❶ Prescribing activity for antidepressants has widened beyond the mental health agenda and therefore the HEAT target has not been met. It is recognised that this target is not appropriate and will be replaced in 2010.
- ❷ Performance in relation to unintentionally homeless households in permanent accommodation declined over the past year following a change in policy around the assessment of homelessness applications. Angus Council now consider all applications as a priority and therefore the volume of work has increased significantly and the time taken to find permanent accommodation has increased due to a static housing stock. It should be noted that the national target relates to the assessment of homelessness applications, not the provision of permanent accommodation.

FUTURE AREAS OF WORK

A Change Programme Board has been established to oversee the three major redesign programmes within the partnership: redesign of learning disability services; redesign of older people's services; community medicine and rehabilitation redesign. There are five key areas of convergence:

- Care/Case Management
- Workforce Planning
- Enablement/Rehabilitation
- Accommodation
- Telecare/Telehealth

The role and remit of the Joint Strategic Support Unit is currently under review and a report with recommendations about future structure and delivery of strategic planning functions is due at the end of December 2009.



ANGUS CHILDREN'S SERVICES EXECUTIVE GROUP - PERFORMANCE MANAGEMENT AND REPORTING FRAMEWORK

SOA OUTCOMES & INDICATORS – SIX MONTH PROGRESS REPORT DECEMBER 2009

NATIONAL PRIORITY THEME: GIRFEC - Achieving									
SOA National Outcome	Local Outcomes	Local indicators	Responsible Agency/ Worker	Source	Baseline as at:	Target			Progress & Status as at: Dec 09
						09/10	10/11	11/12	
NO4: Our young people are successful learners, confident individuals, effective contributors and responsible citizens	Achieving: Children and young people in Angus will have access to positive learning environments and opportunities to develop their skills, confidence and self-esteem to the fullest potential	<i>Proportion of pre-school and schools receiving positive inspection reports (% of Quality Standards scoring Level 4 and above)</i>	Angus Council Education	Annual/HMle	2008/09 100%	100%	100%	100%	This indicator is no longer appropriate and will be deleted for 2010/11
		<i>% (3 year averages) of primary pupils achieving Reading, Writing and Maths</i>	Angus Council Education	Annual/Angus Council	2007/08 Reading - 83 Writing - 75 Maths - 84	Reading - 84 Writing - 76 Maths - 85	Future targets to be set after 2010		2008/09 Reading – 84 Writing – 76 Maths – 85
		<i>% (3 year averages) of secondary pupils achieving Reading, Writing and Maths by the end of S2</i>	Angus Council Education	Annual/Angus Council	2007/08 Reading - 67 Writing - 59 Maths - 62	Reading - 68 Writing - 60 Maths - 63	Future targets to be set after 2010		2008/09 Reading – 68 Writing – 60 Maths – 62
		<i>% (3 year averages) of (a) S4 pupils attaining English/Maths at level 3, (b) of S4 pupils attaining 5+ at level 5, (c) of S6 pupils attaining 3+ at level 6</i>	Angus Council Education	Annual/Angus Council	2007/08 (a) 91 (b) 34 (c) 31	(a) 92 (b) 35 (c) 31	Future targets to be set after 2010		2008/09 a) 92 b) 34 c) 30
		<i>Academic attainment of children aged 16 or over who ceased to be looked after</i>	Angus Council Education Social Work & Health	Annual/Angus Council	07/08 Min 1 SCQF 3 – 69% Eng & Math – 56%	Min 1 SCQF 3 – 75% Eng & Math – 60%	Future targets to be set after 2010		08/09 87% 65%

Exceeded Target		On Target		Below Target		No Comparable Data Available
-----------------	--	-----------	--	--------------	--	------------------------------

NATIONAL PRIORITY THEME: GIRFEC - Achieving									
SOA National Outcome	Local Outcomes	Local indicators	Responsible Agency/ Worker	Source	Baseline as at:	Target			Progress & Status as at: Dec 09
						Primary	Primary	Primary	
		% of pupils taking part in a musical /artistic/cultural activity organised by the school	Angus Council Education	Annual/ Angus Council	2009 Primary 69% Secondary 26%	Primary 75% Secondary 30%	Primary Maintain Secondary Maintain	Primary Maintain Secondary Maintain	Baseline data recently collated

NATIONAL PRIORITY THEME: GIRFEC - Nurtured									
SOA National Outcome	Local Outcomes	Local indicators	Responsible Agency/ Worker	Source	Baseline as at:	Target			Progress & Status as at: Dec 09
						09/10	10/11	11/12	
NO5: Our children have the best start in life and are ready to succeed	Nurtured: Children and young people in Angus will live within a supportive family setting with additional assistance if required, or where this is not possible, within another care setting ensuring a positive and rewarding childhood experience	% of outcomes achieved in care plans of looked-after and accommodated children/young people	Angus Council Social Work & Health	Annual/ Angus Council	Baseline yet to be established	To be set when baseline established	To be set when baseline established	To be set when baseline established	Baseline data still to be collated
		Proportion of looked-after and accommodated children/young people stating they are happy in their care placement	Angus Council Social Work & Health	Annual/ Angus Council – Viewpoint	Feb 09 5-7 yrs – 92% 8-9 yrs – 89% 10-14 yrs – 78%	Maintain	Maintain	5-7 yrs – 92% 8-9 yrs – 90% 10-14 yrs – 85%	See baseline data

Exceeded Target	On Target	Below Target	No Comparable Data Available
-----------------	-----------	--------------	------------------------------

NATIONAL PRIORITY THEME: GIRFEC - Healthy

SOA National Outcome	Local Outcomes	Local indicators	Responsible Agency/ Worker	Source	Baseline as at:	Target			Progress & Status as at: Dec 09
						09/10	10/11	11/12	
NO6: We live longer, healthier lives	Healthy: Children and young people in Angus will enjoy the highest attainable standards of physical and mental health, with access to suitable healthcare and support for safe and healthy lifestyle choices	<i>Proportion of schools receiving 'Health Promoting Schools' accreditation</i>	Angus Council Education	Annual/ Angus Council	2006/07 48%	100%	Maintain	Maintain	
		<i>Number of children/young people who receive a service from Children & Adolescent Mental Health Service</i>	Angus CHP	Annual/ NHS Tayside	Baseline yet to be established	To be set when baseline established	To be set when baseline established	To be set when baseline established	Central funding has been allocated to NHS Tayside CAMHS and recruitment progressing well
		Proportion of children achieving 1 hour physical activity per day	Angus Council Education	Angus Council	07/08 P6/7 - 92% S1/2 – to be established	Maintain	Maintain S1/2 – 80%	Maintain S1/2 – Maintain	2008/09 P6/7 – 95% S1/S2 – 82%



NATIONAL PRIORITY THEME: GIRFEC - Included									
SOA National Outcome	Local Outcomes	Local indicators	Responsible Agency/ Worker	Source	Baseline as at:	Target			Progress & Status as at: Dec 09
						09/10	10/11	11/12	
NO7: We have tackled the significant inequalities in Scottish society	Included: Children and young people in Angus and their carers will have access to high quality services and be assisted to overcome the social, educational, physical, environmental and economic barriers that create inequality	<i>Increase the average tariff score of the lowest attaining 20%</i>	Angus Council Education	<i>Annual/Angus Council (FSF)</i>	2007/08 47	55	Maintain	Maintain	53
		<i>Reduce the gap to the remaining 80%</i>	Angus Council Education	<i>(Annual/Angus Council) (FSF)</i>	2007/08 155 (Average tariff score)	145	Maintain	Maintain	147 (Average tariff score)

NATIONAL PRIORITY THEME: GIRFEC - Safe									
SOA National Outcome	Local Outcomes	Local indicators	Responsible Agency/ Worker	Source	Baseline as at:	Target			Progress & Status as at: Dec 09
						09/10	10/11	11/12	
NO8: We have improved the life chances for children, young people and families at risk	Safe: Children and young people in Angus will be protected from abuse, neglect and harm by others at home, at school and in the community	<i>% children/young people on the child protection register who feel safe where they live</i>	Angus CPC	<i>Annual/Angus Council - Viewpoint</i>	Feb 09 5-7 yrs – 90% 8-9 yrs – 83% 10-14 yrs – 94%	Maintain	Maintain	5-7 yrs – 90% 8-9 yrs – 90% 10-14 yrs – 94%	October 09 5-7 yrs – 83% 8-9 yrs – 88% 10-14 yrs – 92%
		<i>Number of pupils who have reported bullying incidents who feel that adults have listened and responded appropriately to their concerns</i>	Education	<i>Annual/Angus Council</i>	Aug to Dec 2009 100%	Maintain	Maintain	Maintain	See baseline data

Exceeded Target	On Target	Below Target	No Comparable Data Available
-----------------	-----------	--------------	------------------------------

NATIONAL PRIORITY THEME: GIRFEC - Safe									
SOA National Outcome	Local Outcomes	Local indicators	Responsible Agency/ Worker	Source	Baseline as at:	Target			Progress & Status as at: Dec 09
						09/10	10/11	11/12	
		<i>Number who feel that adults have listened and responded appropriately to their concerns</i>							

NATIONAL PRIORITY THEME: GIRFEC – Respected & Responsible									
SOA National Outcome	Local Outcomes	Local indicators	Responsible Agency/ Worker	Source	Baseline as at:	Target			Progress & Status as at: Dec 09
						09/10	10/11	11/12	
NO11: We have strong, resilient and supportive communities where people take responsibility for their own actions and how they affect others	Respected & Responsible: Children, young people in Angus will be involved in decisions that affect them, have their voices heard and be encouraged to play an active and responsible role in their communities	<i>% of young people reporting that their views influence the life and work of their school/community</i>	Angus Council	<i>Biennial/ Pupil Survey</i>	08/09 Of those pupils who responded P3 –P7 49% believe they often influence and 39% seldom Secondary pupils 22% believe they often influence and 44% seldom	Maintain at 07/08 baseline	Maintain at 07/08 baseline	<i>School – 90% Community – 85%</i>	Survey to be carried out again in Spring 2010

Exceeded Target	On Target	Below Target	No Comparable Data Available
-----------------	-----------	--------------	------------------------------


SUMMARY OF PROGRESS

Good progress has been made in establishing baselines missing from the initial SOA. Only one baseline is outstanding, in relation to the percentage of outcomes achieved in the care plans of 'looked after and accommodated' children and young people. It is pleasing to note that progress in relation to almost all agreed targets is either 'on target' or 'target exceeded'. Particularly noteworthy progress has been made in respect of the academic performance of the lowest attaining 20% of S4 pupils and of school leavers who cease to be 'looked after'. Performance has exceeded the targets set for both indicators.

While the Angus Integrated Plan for Children and Young People's Services 2009-2012 is seen as a key plan for supporting the delivery of the SOA outcomes for children and young people, arrangements are in hand to draft a separate 'delivery plan'.

KEY ISSUES FOR CONSIDERATION:

- There is a continuing need to provide due support and constructive challenge to secondary schools in their efforts to improve performance in relation to 'by end of S4 '5 @ level 5' and 'by end of S6' '3+ @ level 6' attainment indicators.
- There is a strong basis now in place for further improving an already impressive performance in relation to physical activity and health promotion indicators.
- A major task which faces education services over the next four years relates to the development of a new approach to assessing and reporting on pupil attainment. The use of current primary school and S2 indicators will cease at the end of this school session. Details of a new national assessment framework (to take account of the reform of the school curriculum) are still awaited.
- Overall good progress is being made in taking forward the national GIRFEC approach to shaping and influencing the shared commitments of partner agencies to protect and support children who are at risk. The preparation of a local GIRFEC delivery plan is well advanced and will include actions needed to increase the number of at risk children and young people who feel safe where they live. The related 'Safe' target has only been partially achieved - in relation to 8-9 year olds.
- There is scope for building on individual examples of good practice in engaging and consulting regularly with children and young people about the life and work of their schools and their local communities.



ANGUS RURAL & ENVIRONMENT PARTNERSHIP - PERFORMANCE MANAGEMENT AND REPORTING FRAMEWORK

SOA OUTCOMES & INDICATORS – SIX MONTH PROGRESS REPORT DECEMBER 2009

LOCAL PRIORITY THEME: Sustainable Development									
SOA National Outcome	Local Outcomes	Local indicators	Responsible Agency/ Worker	Source	Baseline as at:	Target			Progress & Status as at: Dec 09
						09/10	10/11	11/12	
NO10 - We live in well-designed, sustainable places where we are able to access the amenities and services we need	People in Angus can access amenities & services through a variety of affordable & sustainable means	<i>% of the Angus population who can access amenities and services by affordable and sustainable means</i>	Angus Council	Annual/ Angus Council Citizen Survey	2009 87% stated access to local services was affordable	Maintain	Maintain	Maintain	See baseline data
	The places in which we live in Angus develop in a sustainable manner	<i>Area of Derelict Land (Hectares)</i>	Angus Council	Annual/ Angus Council	2008 113 ha (0.05% of total land area)	Maintain at 2008 level	113 ha	2012 100 ha (0.046% of total land area)	
		<i>House completions in Angus 2008-2013</i>	Angus Council (P&T)	Annual/ Angus Council	2007/08 354		1,581 additional units from 07/08 baseline		
		<i>Number of completions as a proportion of total potential output</i>			Yet to be established		To be set when baseline established	To be set when baseline established	
		<i>% of Retail Space in Angus occupied</i>	Angus Council (P&T)		2008 90.2%		Target to be established	Target to be established	



PRIORITY THEME: Environment									
SOA National Outcome	Local Outcomes	Local indicators	Responsible Agency/ Worker	Source	Baseline as at:	Target			Progress & Status as at: Dec 09
						09/10	10/11	11/12	
NO12 - We value & enjoy our natural environment & protect & enhance it for future generations	Angus' natural environment is protected and enhanced	% of SSSI features in Angus in favourable condition ¹	SNH	Annual/ Scottish Natural Heritage	2007 75%		2010 National Target 95%	National Target to 2010 - Future target still to be determined	
	Angus' built environment is protected and enhanced	Number of Listed Buildings in Angus	Angus Council (P&T)	Annual/ Angus Council	2008 2,159	2,159	2,159	2,159	
		No of historic buildings enhanced through Townscape Heritage Initiative	Angus Council (P&T)	Annual/ Angus Council	Baseline yet to be established		To be set when baseline established	To be set when baseline established	
		No of designated Conservation Areas in Angus	Angus Council (P&T)	Annual/ Angus Council	2008 19	19	19	19	
NO12 - We value & enjoy our natural environment & protect & enhance it for future generations	Angus' built and natural environment is valued and enjoyed	Levels of satisfaction of built and natural environment in Angus	Angus Council	Annual/ Citizen Survey	2009 94% built environment 94% natural environment	Maintain	Maintain	Maintain	See baseline data

¹ Figure includes the percentage of SSSI qualifying features which are either (a) in "favourable condition"; or (b) in "unfavourable condition", but are recovering or (c) in "unfavourable condition" but where management arrangements are in place on the SSSI which should lead to the recovery in condition of the feature

Exceeded Target	On Target	Below Target	No Comparable Data Available
-----------------	-----------	--------------	------------------------------

LOCAL PRIORITY THEME: Ecological Footprint

SOA National Outcome	Local Outcomes	Local indicators	Responsible Agency/ Worker	Source	Baseline as at:	Target			Progress & Status as at: Dec 09
						09/10	10/11	11/12	
NO14 - We reduce the local & global environmental impact of our consumption & production	The carbon and ecological footprints of Angus are reduced	<i>The number of global hectares/capita for Angus (Ecological Footprint)</i>	Angus Council (P&T)	<i>Sustainable Scotland Network</i>	2004 5.36gha/cap	Maintain at 5.36gha/cap	Maintain at 5.36gha/cap	Maintain at 5.36gha/cap	
		<i>The tonnage of CO₂/capita for Angus (Carbon Footprint)</i>	Angus Council (P&T)	<i>Sustainable Scotland Network</i>	2004 12.20t/cap	Maintain at 12.20t/cap	Maintain at 12.20t/cap	2050 Reduce by 80% (draft National Target)	
		<i>Proportion of municipal waste landfilled</i>	Angus Council (ECP)	Annual/Angus Council	2008/09 48%	44%	40%	40%	Quarter 1 – 46% Quarter 2 – 36%
		<i>Proportion of municipal waste recycled or composted</i>	Angus Council (ECP)	Annual/Angus Council	2008/09 36%	38%	40%	40%	Quarter 1 – 40% Quarter 2 – 43%

Exceeded Target	On Target	Below Target	No Comparable Data Available
------------------------	------------------	---------------------	-------------------------------------

SUMMARY OF PROGRESS

At the six month reporting period, comparable data is not available for many of the indicators. Where data is available, excellent progress is being made.

KEY ISSUES FOR CONSIDERATION AND ACTION:

Sustainable Development

The Angus Citizen's Survey found that 87% of 1500 people surveyed thought that access to local services was affordable.

Environment

Levels of satisfaction with the built and natural environment are high at 94%. The THI project has been enhanced with a grant for town centre regeneration which is likely to impact on the number of historic buildings enhanced in Brechin. Therefore, a baseline has yet to be established.

Ecological Footprint

Angus continues to perform well in reducing the % of waste land filled and increasing the proportion of municipal waste recycled or composted. Concern remains about the levels of energy use by public sector organisations.

