



## **Alcohol and Drugs Partnership**

# **2009/10 Full Year Progress Report to Single Outcome Agreement Implementation Group**

**17 June 2010**

*Outcomes and Indicators*

*Pages 3 to 13*

*Delivery Plan Actions*

*Pages 14 to 20*

*Summary Table*

<i>No of Indicators</i>	<i>Exceeded or Met Target</i>	<i>Below Target</i>
33	20 (61%)	6 (18%)

*\*7 indicators awaiting data*

<i>No of Actions</i>	<i>Completed</i>	<i>On Schedule</i>	<i>Behind Schedule</i>
29	18 (62%)	10 (35%)	1 (3%)

**SINGLE OUTCOME AGREEMENT 2009/12**  
**ALCOHOL AND DRUGS PARTNERSHIP – OUTCOMES AND INDICATORS FULL YEAR PROGRESS REPORT 2009/10**

<b>NATIONAL PRIORITY THEME: Recovery (Including Treatment, Social Care and Housing)</b>									
SOA National Outcome	Local Outcomes	Local indicators	Responsible Agency/ Worker	Baseline as at:	Target			Progress: Mid Year	Progress: Full Year
					09/10	10/11	11/12		
<b>NO6: We live longer, healthier lives</b>	Harm caused by the misuse of drugs and alcohol is reduced, resulting in improved quality of life in Angus	<i>SOA – Number of alcohol related hospital discharges (Annual/ISD)</i>	NHS Tayside	2007/08 336 (0.8% of Scottish total)	Maintain at 0.8% of Scottish total	Maintain at 0.8% of Scottish total	Maintain at 0.8% of Scottish total	Awaiting data from ISD	<b>(2008/09) 403 (0.96% of the Scottish total) ①</b>
		<i>SOA – Number of alcohol related deaths (Annual/ISD)</i>	NHS Tayside	2007/08 24 (1% of Scottish total)	Maintain at 1% of Scottish total	Maintain at 1% of Scottish total	Maintain at 1% of Scottish total	Awaiting data from ISD	<b>(2008/09) 20 (1.42% of the Scottish total) ②</b>
		<i>SOA – Number of new individuals reported to the Scottish Drug Misuse Database per 100,000 (Annual/ISD)</i>	NHS Tayside	07/08 206 per 100,000 (2.47% of Scottish total)	Expected to increase – keep within 5% of Scottish average	Expected to increase – keep within 5% of Scottish average	Expected to increase – keep within 5% of Scottish average	Awaiting data from ISD	<b>(2008/09) 297 per 100,000 (2.06% of the Scottish total)</b>
		<i>Number of drug-related deaths 3 year average (Annual/ISD) (Illicit Drugs – suspected or confirmed)</i>	NHS Tayside	2004 to 08 Scottish average 0.08 drug deaths per 1000	Maintain at 0.08 drug deaths per 1000	Maintain at 0.08 drug deaths per 1000	Maintain at 0.08 drug deaths per 1000	Awaiting Data from GRO(S) in August 2010	<b>(Jan to Dec 2009) 9 drug deaths 0.08 per 1000</b>
		<i>Number of non-fatal overdoses where controlled drugs is a contributory factor (Annual/Tayside Police)</i>	Tayside Police	07/08 38	Expected to Increase	Expected to Increase	Target still to be established	Apr-Sep 09 27 controlled drugs 11 prescribed medications	<b>61 controlled drugs  38 prescription 10 Bubbles</b>



**SINGLE OUTCOME AGREEMENT 2009/12**  
**ALCOHOL AND DRUGS PARTNERSHIP – OUTCOMES AND INDICATORS FULL YEAR PROGRESS REPORT 2009/10**

**NATIONAL PRIORITY THEME: Recovery (Including Treatment, Social Care and Housing)**

SOA National Outcome	Local Outcomes	Local indicators	Responsible Agency/ Worker	Baseline as at:	Target			Progress: Mid Year	Progress: Full Year
					09/10	10/11	11/12		
<b>NO6: We live longer, healthier lives</b>	Harm caused by the misuse of drugs and alcohol is reduced, resulting in improved quality of life in Angus	<i>% of service users who have improved their physical health</i>	ADP	Nov 09 45% regarded their physical health as positive	N/A	At least 75% of services users to have improved at point of closure	At least 75% of services users to have improved at point of closure	Nov 09 45% regarded their physical health as positive	62% have improved, 21% stayed the same
		<i>% of service users who have improved their psychological and emotional well-being</i>	ADP	Nov 09 55% regarded their emotional well-being as positive	N/A	At least 75% of services users to have improved at point of closure	At least 75% of services users to have improved at point of closure	Nov 09 55% regarded their emotional well-being as positive	65% have improved, 7% stayed the same
		<i>% of service users who have improved their quality of life</i>	ADP	Nov 09 45% regarded their quality of life as positive	N/A	At least 75% of services users to have improved at point of closure	At least 75% of services users to have improved at point of closure	Nov 09 45% regarded their quality of life as positive	72% have improved, 14% stayed the same
		<i>% of service users who felt confident about addressing their alcohol or drug problem</i>	ADP	Nov 09 29% (n=7) have reduced their drug use	N/A	At least 75% of services users to have improved at point of closure	At least 75% of services users to have improved at point of closure	Nov 09 29% (n=7) have reduced their drug use	62% felt more confident, 14% stayed the same. 24% felt less confident
		<i>% of service users who have increased self-confidence and self-esteem</i>	ADP	Nov 09 55% regarded their self-esteem as positive	N/A	At least 75% of services users to have improved at point of closure	At least 75% of services users to have improved at point of closure	Nov 09 55% regarded their self-esteem as positive	62% increased, 24% stayed the same, 14% decreased



**SINGLE OUTCOME AGREEMENT 2009/12**  
**ALCOHOL AND DRUGS PARTNERSHIP – OUTCOMES AND INDICATORS FULL YEAR PROGRESS REPORT 2009/10**

**NATIONAL PRIORITY THEME: Recovery (Including Treatment, Social Care and Housing)**

SOA National Outcome	Local Outcomes	Local indicators	Responsible Agency/ Worker	Baseline as at:	Target			Progress: Mid Year	Progress: Full Year
					09/10	10/11	11/12		
		A) Number and % of service users moving into education, employment, training and volunteering	VCA	08/09 39 people	Increase	Increase	Increase	Apr-Sep 09 Volunteering 24 Employment 26	Employment 10 Volunteering 39 Training 62 Education 10
		B) Number and % of service users who perceive their readiness to return to employment, training or volunteering has improved	ECLIPS						
			ADP	Nov 09 36% regarded their readiness as positive				Nov 09 36% regarded their readiness as positive	10% improved, 3% stayed the same, 7% decreased. The question was not applicable to 79%
		% of service users whose accommodation status has improved	ADP	Nov 09 64% regarded their accommodation status as positive	N/A	At least 75% of services users to have improved at point of closure	At least 75% of services users to have improved at point of closure	Nov 09 64% regarded their accommodation status as positive	41% improved, 34% stayed the same, 21% decreased



**SINGLE OUTCOME AGREEMENT 2009/12**  
**ALCOHOL AND DRUGS PARTNERSHIP – OUTCOMES AND INDICATORS FULL YEAR PROGRESS REPORT 2009/10**

**NATIONAL PRIORITY THEME: Recovery (Including Treatment, Social Care and Housing)**

SOA National Outcome	Local Outcomes	Local indicators	Responsible Agency/ Worker	Baseline as at:	Target			Progress: Mid Year	Progress: Full Year
					09/10	10/11	11/12		
<b>NO6: We live longer, healthier lives</b>	Harm caused by the misuse of drugs and alcohol is reduced, resulting in improved quality of life in Angus	<i>% of service users whose personal relationships have improved</i>	ADP	Nov 09 64% regarded their personal relationships as positive	N/A	At least 75% of services users to have improved at point of closure	At least 75% of services users to have improved at point of closure	Nov 09 64% regarded their personal relationships as positive	4% improved, 14% stayed the same, 3% decreased. Question was not applicable to 69%
		<i>Number of carers who feel supported in their caring role</i>	Carers Centre	2009 87.5% felt supported	Maintain	Maintain	Maintain	2009 87.5% felt supported	2009 87.5% felt supported



**SINGLE OUTCOME AGREEMENT 2009/12**  
**ALCOHOL AND DRUGS PARTNERSHIP – OUTCOMES AND INDICATORS FULL YEAR PROGRESS REPORT 2009/10**

NATIONAL PRIORITY THEME: Children Affected by Parental Substance Misuse									
SOA National Outcome	Local Outcomes	Local indicators	Responsible Agency/ Worker	Baseline as at:	Target			Progress & Status	Progress & Status 2009/10
					09/10	10/11	11/12		
<b>NO8: We have improved the life chances for children, young people and families at risk</b>	Children of substance misusing parents are supported in order to maximise their potential	<b>SOA</b> - Number and % of children of substance misusing parents being supported to remain in a stable and safe household <i>(Annual/ADP/CPC)</i>	ADP/CPC	Oct 09 10 families 14 children Link-Up Montrose	Increase	Increase	Increase	Oct 09 10 families 14 children Link-Up Montrose	Mar 2010 18 families 23 children (includes 3 on the child protection register)
		<b>SOA</b> - Number and % of children of substance misusing parents participating in community activities <i>(Annual/ADP/CPC)</i>	ADP/CPC	Oct 09 10 families 14 children Link-Up Montrose	Increase	Increase	Increase	Oct 09 6 children Link-Up Montrose	Available June 2010
		<b>SOA</b> - Number and % of children of substance misusing parents with improved school attendance <i>(Annual/ADP/CPC)</i>	ADP/CPC	Oct 09 10 families 14 children Link-Up Montrose	Increase	Increase	Increase	Oct 09 71% of children at school have 90% or above attendance	Mar 2010 15 children reviewed and 5 (33%) had improved attendance
		<b>SOA</b> - Number and % of children of substance misusing parents with improved school achievement and attainment <i>(Annual/ADP/CPC)</i>	ADP/CPC	Baseline to be established in 2009 (Montrose)	Increase	Increase	Increase	Attainment data still being analysed	Available June 2010



**SINGLE OUTCOME AGREEMENT 2009/12**  
**ALCOHOL AND DRUGS PARTNERSHIP – OUTCOMES AND INDICATORS FULL YEAR PROGRESS REPORT 2009/10**

NATIONAL PRIORITY THEME: Children Affected by Parental Substance Misuse									
SOA National Outcome	Local Outcomes	Local indicators	Responsible Agency/ Worker	Baseline as at:	Target			Progress & Status	Progress & Status 2009/10
					09/10	10/11	11/12		
		<i>Number and % of parents in touch with services who demonstrate improved parenting skills</i>	ADP/CPC	Oct 09 10 families 14 children Link-Up Montrose	Increase	Increase	Increase	Oct 09 7 parents improving parenting skills	Available June 2010
<b>NO8: We have improved the life chances for children, young people and families at risk</b>	Children of substance misusing parents are supported in order to maximise their potential	<i>Number and % of parents in touch with services who recognise the impact of their substance misuse on their children</i>	ADP	Nov 09 67% regarded their parenting skills as positive	N/A	At least 75% of services users to have improved at point of closure	At least 75% of services users to have improved at point of closure	Nov 09 67% regarded their parenting skills as positive	7% impact had lessened, 7% impact had stayed the same. 3% the impact had increased. 83% did not answer.
		<i>Number and % of children in touch with services who have increased self-confidence and self-esteem</i>	ADP/CPC	Oct 09 10 families 14 children Link-Up Montrose	Increase	Increase	Increase	Too early to measure impact	Available June 2010
		<i>Number and % of children in touch with services who are participating in family activities</i>	ADP/CPC	Oct 09 10 families 14 children Link-Up Montrose	Increase	Increase	Increase	Oct 09 3 families 6 children Link-Up Montrose	Available June 2010



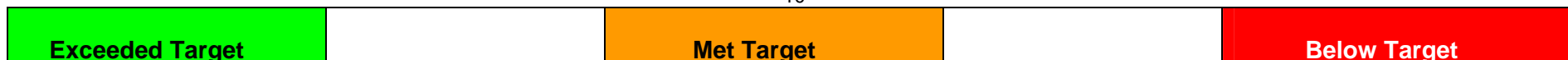
**SINGLE OUTCOME AGREEMENT 2009/12**  
**ALCOHOL AND DRUGS PARTNERSHIP – OUTCOMES AND INDICATORS FULL YEAR PROGRESS REPORT 2009/10**

NATIONAL PRIORITY THEME: Enforcement and Availability									
SOA National Outcome	Local Outcomes	Local indicators	Responsible Agency/ Worker	Baseline as at:	Target			Progress & Status	Progress & Status 2009/10
					09/10	10/11	11/12		
<b>NO9: We live our lives safe from crime, disorder and danger</b>	Communities in Angus are safe, secure and vibrant	<i>SOA - Number of crimes recorded with an "Alcohol-Offender" aggravator (Annual/Tayside Police) 3 year average</i>	Tayside Police	2007/08/09  1,417	Expected to increase – keep within 5% of 3 year average	Expected to increase – keep within 5% of 3 year average	Expected to increase – keep within 5% of 3 year average	<b>Apr-Sep 09</b>  <b>689</b>	<b>1,233 (1,411 is 3 year average)</b>
		<i>SOA - Drug offences – supply and possession with intent to supply Class A (Annual/Tayside Police) 3 year average</i>	Tayside Police	2007/08/09  55	57	Targets are set year on year	Targets are set year on year	<b>Apr-Sep 09</b>  <b>30</b>	<b>61</b>
		<i>% of service users whose criminal activity has been reduced</i>	ADP	Nov 09  100% (n=8) had no criminal convictions in the previous month	N/A	At least 75% of services users to have improved at point of closure	At least 75% of services users to have improved at point of closure	Nov 09  100% (n=8) had no criminal convictions in the previous month	7% reduced their criminal activity, 3% increased criminal activity. 7% continued not to be involved in crime and 76% did not answer



**SINGLE OUTCOME AGREEMENT 2009/12**  
**ALCOHOL AND DRUGS PARTNERSHIP – OUTCOMES AND INDICATORS FULL YEAR PROGRESS REPORT 2009/10**

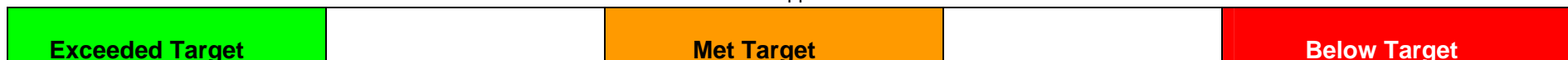
NATIONAL PRIORITY THEME: Prevention (Changing Attitudes, Environment and Culture)									
SOA National Outcome	Local Outcomes	Local indicators	Responsible Agency/ Worker	Baseline as at:	Target			Progress & Status	Progress & Status 2009/10
					09/10	10/11	11/12		
<b>NO9: We live our lives safe from crime, disorder and danger</b>	Communities in Angus are safe, secure and vibrant	% of fire deaths directly related to alcohol or drugs	Tayside Fire & Rescue	Apr-Sep 09 1	0 Fire Deaths	0 Fire Deaths	0 Fire Deaths	Apr-Sep 09 1	09/10 1 ③
		% of dwelling fires directly related to alcohol or drugs	Tayside Fire & Rescue	Apr-Sep 09 21% (where contributory factor known)	Reduce	Reduce	Reduce	Apr-Sep 09 21% (of 39 fires)	09/10 12% (of 96 fires)
<b>NO6: We live longer, healthier lives</b>	Harm caused by the misuse of drugs and alcohol is reduced, resulting in improved quality of life in Angus	Number of screenings using the appropriate setting-appropriate screening tool and appropriate alcohol brief intervention, in line with SIGN 74 guidelines (HEAT Target)	NHS Tayside	08/09 3,586 (Tayside)	4,000 (Tayside)	12,000 (Tayside)		Apr-Sep 09 1,000 (Tayside)	11,397 Screenings 1806 Brief Interventions (Tayside) ④
		Number and % of licensees involved in Best Bar None	Focus on Alcohol	08/09 29 (10% of all licensed premises)	09/10 40 (14%)			09/10 38 (11%) participating premises	09/10 38 (11%) participating premises ⑤



**SINGLE OUTCOME AGREEMENT 2009/12**  
**ALCOHOL AND DRUGS PARTNERSHIP – OUTCOMES AND INDICATORS FULL YEAR PROGRESS REPORT 2009/10**

**NATIONAL PRIORITY THEME: Prevention (Changing Attitudes, Environment and Culture)**

SOA National Outcome	Local Outcomes	Local indicators	Responsible Agency/ Worker	Baseline as at:	Target			Progress & Status	Progress & Status 2009/10
					09/10	10/11	11/12		
<b>NO6: We live longer, healthier lives</b>		<i>Reported alcohol consumption in week prior to SALSUS survey – 13 yrs</i>	NHS Tayside	11% of 13 year olds in Angus (SALSUS '06)	Reduce	Reduce	Reduce	Next update not due until summer of 2010	Next update not due until summer of 2010
		<i>Reported alcohol consumption in week prior to SALSUS survey – 15 yrs</i>	NHS Tayside	30% of 15year olds in Angus (SALSUS '06)	Reduce	Reduce	Reduce	Next update not due until 2010	Next update not due until summer of 2010
	Increased knowledge and changed attitude towards the use of drugs and alcohol in Angus	<i>Number of young people participating in the Friday Nite Projects (Average /quarter)</i>	Focus on Alcohol	March 09 175	275	Maintain at 09/10 level	Maintain at 09/10 level	October 2009 330	March 2010 370



**SINGLE OUTCOME AGREEMENT 2009/12**  
**ALCOHOL AND DRUGS PARTNERSHIP – OUTCOMES AND INDICATORS FULL YEAR PROGRESS REPORT 2009/10**

**SUMMARY OF PROGRESS:**

**Recovery**

Some of the data relating to Recovery is sourced from a national agency (ISD) and has a time lag of up to 18 months and the ADP is unable to update hospital discharges, drug and alcohol related deaths and individuals reported to the Scottish Drug Misuse database at this point in time. The Angus ADP, along with the ADP's in Dundee and Perth & Kinross have allocated funding for an information system and it is anticipated this system will collect detailed real time data on a range of outcomes relating to alcohol and drugs services.

The ADP have proactively integrated the National Outcomes Framework into their local performance management arrangements and have completed a six month pilot (from October 2009 to March 2010) of a comprehensive outcomes measure tool within Social Work and Health services. Up to the end of November, 11 service users had been assessed and by the end of the pilot this had risen to 50. Of those 50 service users assessed, 29 had a three monthly review completed, allowing the ADP to measure the impact of the intervention. The review data shows that in the majority of cases most service users had improved against the stated outcomes.

**Children Affected by Parental Substance Misuse (CAPSM)**

Angus has been identified as a 'learning partner' to explore the interface between CAPSM and the principles of 'Getting it Right for Every Child'. The Scottish Government is funding action research to improve the identification, assessment, recording and information sharing of CAPSM and we intend to demonstrate progress from activity within the Link-Up initiative. The capacity, availability and quality of support services are being assessed over an 18 month period which is scheduled to complete in Dec 2010. The aim is to strengthen the focus of adult substance misuse services on the needs of children, improve integration and promote resilience in families. An interim report was published in March 2010 based on the work of the Link-Up initiative. The report is positive about the initiative but makes some recommendations for improvement. The final report is expected in Dec 2010.

**Enforcement and Availability**

The number of offences committed in Angus by offenders who are under the influence of alcohol have reduced from a 3 year average of 1,417 (07/08/09) to 1,233 in 09/10 and this is well below the 3 year average (2008/09/10) of 1,411. The Community Safety Partnership has worked closely with FoAA on a number of projects which are having a positive impact including: Total Dry Up (with TCA and WEB Project), Alcohol Awareness Week and the Best Bar None scheme.



**SINGLE OUTCOME AGREEMENT 2009/12**  
**ALCOHOL AND DRUGS PARTNERSHIP – OUTCOMES AND INDICATORS FULL YEAR PROGRESS REPORT 2009/10**

**Prevention**

The proportion of home dwelling fires directly related to alcohol or drugs was 12% of the total number of fires. Home Fire Safety Visits have increased significantly, over twice the number of visits have been undertaken in 2009/10 compared to 2008/09. In relation to incidence of fire where alcohol is a contributory factor, this is a new indicator and needs to be considered cautiously as recording is still dependent on the judgement of the Fire Officer.

**KEY ISSUES FOR CONSIDERATION AND ACTION:**

- ❶ This could be attributed to the introduction of early screening and brief interventions in GP practices across Angus.
- ❷ The actual number of deaths has decreased since last year, however, the Angus figure shows a slight increase in terms of the proportion of the Scottish total.
- ❸ The one fatality to date was due to a criminal act but is still recoded as a fire fatality.
- ❹ Data for the first two quarters of this year suggest that the target will not be achieved. There are a number of contributory factors including, some GP practices across Tayside were focusing their attention on immunisation against H1N1 (swine flu) and therefore have a reduced capacity for brief interventions. In addition, follow-up screenings are not being undertaken as anticipated.
- ❺ On reflection the target set for 2009 was ambitious. However, 38 premises were actually involved in the process of accreditation, which was an increase of seven licensed premises from the previous year.



**SINGLE OUTCOME AGREEMENT 2009/12**  
**ALCOHOL AND DRUGS PARTNERSHIP- DELIVERY PLAN FULL YEAR PROGRESS REPORT 2009/10**

National Outcome	National Priority Theme	Actions	Lead Agency	Timescale	Resource Issues	Progress & Status as at
<b>NO6: We live longer, healthier lives</b>	<b>Prevention</b>	Deliver the current 28 actions in the Stage 3 plans of FoAA. Continue to develop a further 22 actions to include community engagement around alcohol issues in the new local Community Plans.	FoAA partners	March 2010	£30k as detailed in FoAA Stage 3 Plans	Completed
		Record the number of screenings using the appropriate alcohol brief intervention screening tool in line with SIGN 74 guidelines (HEAT Target)	NHS Tayside	March 2010	None	Completed
		Record the number of alcohol related deaths. The number of alcohol related hospital discharges. The number of new individuals reported to the Scottish Drug Misuse Database per 100,000	NHS Tayside	Annually	None	Completed
		Record the number of drug related deaths in Angus.	NHS Tayside	Annually	None	Completed
		Record the number of non-fatal overdoses where controlled drugs is a contributory factor	Tayside Police	December 09 June 2010 December 2010	None	Completed
		Collate learning from trend information from Tayside Drug Related Deaths	ADP	March 2010	None	Report has been compiled by the TDRD group and will contain specific actions for the ADP to take forward. Action plan available in summer 2010
		Monitor and review the impact of the Licensing (Scotland) Act 2005 locally	ADP Licensing Forum	May 2010	None	Initial discussions suggest it is too early to measure impact of the Act other than it has been financially costly for those in the trade



**SINGLE OUTCOME AGREEMENT 2009/12**  
**ALCOHOL AND DRUGS PARTNERSHIP- DELIVERY PLAN FULL YEAR PROGRESS REPORT 2009/10**

National Outcome	National Priority Theme	Actions	Lead Agency	Timescale	Resource Issues	Progress & Status as at
	Recovery	Phased implementation of the service users' outcomes toolkit across all drug/alcohol services in Angus	ADP Accountable Group	Social Work & Health ADBBV Team October 2009	If rolled out to all services, there could be the potential need for a dedicated worker to process and analyse data. Will be determined by the pilot.	Decision taken by ADP to continue using the toolkit with those 29 clients in SW&H alcohol and drug BBV team and to conduct a new 6 month pilot in this team as of September 2010. Not to be rolled out to other services until fully linked in with the work towards an information sharing system
		Identify the range of support needs of carers known to Drug/alcohol services	Angus Carers	January 2010	A need for future services might be identified.	Report submitted in May
		Comply with Short-term Prisoner Inter-agency Protocol to work with Perth prison to ensure proper management of people leaving prison	ADP	November 2009	NHS Tayside Substance Misuse Service might require extra resources in order to comply with protocol	The protocol is already being used in Angus by the Social Work & Health Alcohol, Drugs and BBV team and by Criminal Justice team. There have been no referrals to date.  Awaiting outcome of pilot in Perth this is being actively addressed within CJS substance misuse group



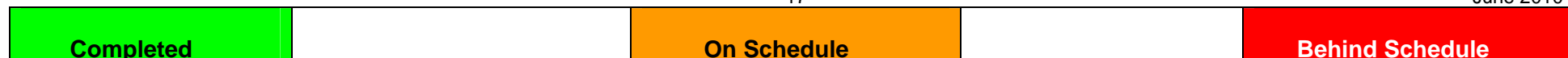
**SINGLE OUTCOME AGREEMENT 2009/12**  
**ALCOHOL AND DRUGS PARTNERSHIP- DELIVERY PLAN FULL YEAR PROGRESS REPORT 2009/10**

National Outcome	National Priority Theme	Actions	Lead Agency	Timescale	Resource Issues	Progress & Status as at
	<b>Recovery</b>	Map employability services that enable service users to gain the skills necessary to enter employment, education, training and volunteering and identify gaps.	ECLIPS Progress2work Angus college VCA ADP	June2010	None at present – the mapping exercise might identify gaps and need for future services.	Questionnaire sent out in March. Still awaiting two agencies returns
		Define and agree reporting arrangements for health related data e.g. SMR, hospital discharges and deaths	NHS Tayside ADP	October 2009	None	Completed
<b>NO8: We have improved the life chances for children, young people and families at risk</b>	<b>Children Affected by Parental Substance Misuse</b>	Undertake a training needs analysis of staff to identify any gaps in knowledge of CAPSM/GIRFEC	Child Protection Committee ADP	December 2010		Completed Analyses detailed in researchers interim report on the Link-Up initiative
		Evaluate the impact of the GIRFEC agenda on CAPSM	ADP/CPC (Consultant)	December 2010	None – the consultant's costs are already budgeted for	The Consultant has begun the fieldwork and already interviewed a number of key people.



**SINGLE OUTCOME AGREEMENT 2009/12**  
**ALCOHOL AND DRUGS PARTNERSHIP– DELIVERY PLAN FULL YEAR PROGRESS REPORT 2009/10**

National Outcome	National Priority Theme	Actions	Lead Agency	Timescale	Resource Issues	Progress & Status as at
<b>NO8: We have improved the life chances for children, young people and families at risk</b>	<b>Children Affected by Parental Substance Misuse</b>	Map the current drug and alcohol early intervention provision in schools and ascertain any gaps	ADP Education	June 2010		Education to prepare a report June 2010. Schools have already identified some gaps and funding was provided by the ADP to buy resources.
		Develop an individual outcomes checklist for children and young people identified via Link-Up in Montrose	Montrose Link-Up	November 2009	None	Completed Oct 09
		Implement an individual outcomes checklist for children and young people identified via Link-Up in Montrose	Montrose Link-Up	March 2010		Now being implemented as part of a pilot
		Undertake follow up survey across Angus of children known to services as a result of parental substance misuse	ADP	Field work Oct – Dec 2009 Survey Report – Feb 2010	None	Completed
		Analyse the educational attainment and achievement of children and young people referred to Montrose Link-Up	Montrose Link-Up	December 2009	None	Difficulty in accessing data that answers this question directly ①
<b>NO9: We live our lives safe from crime, disorder and danger</b>	<b>Enforcement and Availability</b>	Operation Dry Up to continue in Angus to target underage drinking and associated antisocial and criminal behaviour	Tayside Police	March 2010		Completed
		Test Purchase Officers to be utilised in intelligence-led operations in relation to the sale of alcohol to juveniles	Tayside Police	December 2009		Completed
		Angus Alcohol Information Services Guide to be handed out at custody suites to appropriate individuals	Tayside Police	July 2009		Completed
		Record the number and % of dwelling fires directly related to alcohol and drugs	Tayside Fire & Rescue	March 2010		Completed
		Record the number and % of fire deaths directly related to alcohol and drugs	Tayside Fire & Rescue	March 2010		Completed



**SINGLE OUTCOME AGREEMENT 2009/12**  
**ALCOHOL AND DRUGS PARTNERSHIP- DELIVERY PLAN FULL YEAR PROGRESS REPORT 2009/10**

National Outcome	National Priority Theme	Actions	Lead Agency	Timescale	Resource Issues	Progress & Status as at
	<b>Over-Arching Actions</b>	Write new ADP strategy covering a three-year period.	ADP	Draft to be submitted to ADP in November 2009	None	Completed
		All ADP commissioned services to have their SLAs reviewed and ensure they are consistent and outcome focused.	ADP	March 2010	None	Completed
		Undertake ADP self-assessment checklist in line with Audit Scotland recommendations.	ADP	September 2009	None	Completed
		Work to ensure compliance with national standards for service user involvement.	Accountable Group	June 2010	None	Review service audit



**SINGLE OUTCOME AGREEMENT 2009/12**  
**ALCOHOL AND DRUGS PARTNERSHIP– DELIVERY PLAN FULL YEAR PROGRESS REPORT 2009/10**

**SUMMARY OF PROGRESS:**

**Prevention**

Focus on Alcohol Angus (FoAA) is now embedded within the governance arrangements of the ADP and work has been undertaken recently to develop an agreed set of outcome focussed indicators and targets which support the local and national outcomes of the Angus Single Outcome Agreement. Delivery actions for the FoAA are set out in the Stage 4 plans and notable successes to date include the Best Bar None Scheme (7 additional applications); Alcohol Awareness Week and the British Institute of Innkeepers awards achieved by Angus secondary schools.

The establishment of the Tayside Drugs-Related Deaths Group will help share intelligence about individuals across partner agencies with a view to developing proactive interventions to address areas of concern. A report has been published in May 2010 and an action plan will follow detailing which actions the ADP should lead on.

**Recovery**

The ADP have proactively integrated the National Outcomes Framework into their local performance management arrangements and are piloting a comprehensive outcomes checklist within Social Work and Health to establish baseline information for the agreed set of indicators for the Single outcome Agreement (above and below waterline). The ADP is also working with the other two Tayside ADPs and NHS Tayside to establish a robust information system which will collect information on alcohol and drug services and link to the SOA.

In relation to identifying and meeting the needs of carers, a support worker has been appointed offering one-one and group work services to support carers in their caring role. A needs assessment exercise is being carried out which will help target future services in Angus.

The ADP are committed to improving education, employment, training and volunteering opportunities for service users and will be undertaking a mapping exercise to improve co-ordination of existing services and identify potential gaps in service provision.

**Children Affected by Parental Substance Misuse (CAPSM)**

An outcomes checklist has been developed and has been implemented by the Link-Up staff in Montrose to monitor progress of individual outcomes for the children referred to this initiative. This process still needs to be adopted by all the other partner agencies so that a full evaluation of the Link-Up Initiative can be undertaken.

Although data in relation to educational attainment and attendance of children referred to Link-Up can now be shared with Link-Up staff, the broader area of 'achievement' needs to be considered, in line with the Curriculum for Excellence agenda.

Nationally there is no available information on the number of children affected by substance misuse. However, the ADP has instigated a follow-up survey to the one in 2006 and a final report will be finalised in July 2010.



**SINGLE OUTCOME AGREEMENT 2009/12**  
**ALCOHOL AND DRUGS PARTNERSHIP– DELIVERY PLAN FULL YEAR PROGRESS REPORT 2009/10**

**Enforcement and Availability**

The number of offences committed in Angus by offenders who are under the influence of alcohol has reduced. The Community Safety Partnership has worked closely with FoAA on a number of projects which are having a positive impact including: Total Dry Up (with TCA and WEB Project), Alcohol Awareness Week and the Best Bar None scheme.

**Over-Arching Themes**

There are various issues in terms of data capture, reporting and analysis. Data to support the prevention theme is sourced from a national agency (ISD) and has a time lag of up to 18 months. The Angus ADP, along with the ADPs in Dundee and Perth & Kinross, need to look at options for obtaining more timely and local information and this will be considered by Tayside ADP Co-ordinating Group over the next few months. They will also be looking at the possibility of standardising data collection and streamlining reporting arrangements across partner agencies.

In addition, the collection and collation of information from the outcomes checklist will have to be undertaken manually as there are no 'ready made' IT solutions available at present.

**AREAS REQUIRING CONSIDERATION AND ACTION:**

Only one action is overdue – see below.

- ❶ Work is still ongoing to determine the most effective way of measuring and reporting on 'achievement'.

