



# **Angus Economic Development Partnership**

## **2009/10 Full Year Progress Report to Single Outcome Agreement Implementation Group**

**17 June 2010**

Abbreviations:

AAVO – Angus Association of Voluntary Associations

BERR – Business Enterprise and Regulatory Reform (UK Government Department)

DWP – Department of Work and Pensions

ESOL – English for Speakers of Other Languages

FSB – Federation of Small Businesses

ICT – Information and Communications Technology

JSA – Job Seekers' Allowance

NI – National Insurance

NOMIS – Official Labour Market Statistics service provided by ONS

ONS – Office of National Statistics

SDP – Supplier Development Programme

SE – Scottish Enterprise

SIMD – Scottish Index of Multiple Deprivation

SLAED – Scottish Local Authorities Economic Development Group

SMAS – Scottish Manufacturing Advisory Service

SOA – Single Outcome Agreement

STEAM – Scottish Tourism Economic Activity Monitor

*Abbreviations*

*Page 2*

*Outcomes and Indicators*

*Pages 4-14*

*Delivery Plan Actions*

*Pages 15-22*

*Summary Table*

<i>No of Indicators</i>	<i>Exceeded or Met Target</i>	<i>Below Target</i>
<i>21*</i>	<i>10 (48%)</i>	<i>5 (24%)</i>

*\*6 Indicators awaiting data*

<i>No of Actions</i>	<i>Completed</i>	<i>On Schedule</i>	<i>Behind Schedule</i>
<i>14</i>	<i>3 (21%)</i>	<i>11 (79%)</i>	

**SINGLE OUTCOME AGREEMENT 2009/12**  
**ANGUS ECONOMIC DEVELOPMENT PARTNERSHIP – OUTCOMES AND INDICATORS FULL YEAR PROGRESS REPORT 2009/10**

PRIORITY THEME: Business Growth & Tourism									
SOA National Outcome	Local Outcomes	Local indicators	Responsible Agency/ Worker	Baseline as at:	Target			Progress Mid Year	Progress Full Year
					09/10	10/11	11/12		
<b>NO1: We live in a Scotland that is the most attractive place for doing business in Europe</b>	Sustainable business growth in Angus is achieved	SOA – Net number and rate of new VAT registered businesses formed in a local authority area	Angus Council (Economic Development)	March 2007 3,280 2.3% of Scottish Total 2007	2.3% of Scottish Total	2.3% of Scottish Total	2.35% of Scottish Total	<b>March 08 3,365</b>  <b>2.1% of Scottish Total</b>	Data no longer being collated in same way – being replaced with alternative indicator below
		SOA - New enterprise start ups (Annual/ONS)		2007 400  2004-2007 (4 yr average) 332 2% of Scottish total 27.85% of Tayside	Maintain 2% of Scottish total (4 yr average)	Maintain 2% of Scottish total (4 yr average)	Maintain 2% of Scottish total (4 yr average)		<b>2008 315</b>  <b>2005-2008 (4 yr average) 340</b> <b>2.05% of Scotland and 29.08% of Tayside</b>



**SINGLE OUTCOME AGREEMENT 2009/12**  
**ANGUS ECONOMIC DEVELOPMENT PARTNERSHIP – OUTCOMES AND INDICATORS FULL YEAR PROGRESS REPORT 2009/10**

PRIORITY THEME: Business Growth & Tourism									
SOA National Outcome	Local Outcomes	Local indicators	Responsible Agency/ Worker	Baseline as at:	Target			Progress Mid Year	Progress Full Year
					09/10	10/11	11/12		
<b><i>NO1: We live in a Scotland that is the most attractive place for doing business in Europe</i></b>	Sustainable business growth in Angus is achieved	SOA - The Angus proportion of the total new business start-ups supported by the Business Gateway contract across Scotland (Annual/Business Gateway)	Angus Council (Economic Development)	2008/2009 Scotland 9,466 Tayside 730 Angus 215 (2.3% of Scotland and 29.5% of Tayside)	Tayside target – 730  Contract sets target at Tayside level only	Contract sets target at Tayside level only	Contract sets targets at Tayside level only	April – Nov 09 Tayside 432  Angus 102	April 09 – March 10 Tayside 730  Angus 205 ( 1.9% of Scotland and 28.1% of Tayside)  (status compared to baseline)



**SINGLE OUTCOME AGREEMENT 2009/12**  
**ANGUS ECONOMIC DEVELOPMENT PARTNERSHIP – OUTCOMES AND INDICATORS FULL YEAR PROGRESS REPORT 2009/10**

PRIORITY THEME: Business Growth & Tourism									
SOA National Outcome	Local Outcomes	Local indicators	Responsible Agency/ Worker	Baseline as at:	Target			Progress Mid Year	Progress Full Year
					09/10	10/11	11/12		
<b>NO1: We live in a Scotland that is the most attractive place for doing business in Europe</b>	Sustainable business growth in Angus is achieved	Jobs Created/Safeguarded by Investment Projects (SLAED Draft Core Indicator C5)	Angus Council Ec Dev	08/09 Jobs created 263 Jobs Safeguarded 649 + Council Investment in Pictavia 15 jobs	Maintain at 08/09 level	Maintain at 08/09 Level	Maintain at 08/09 level		09/10 <b>Jobs created 255</b> <b>Jobs safeguarded 827</b> <b>+ Council investment in Pictavia 10 jobs</b>
		Number of Account Managed Companies ( <i>Scottish Enterprise</i> )	Scottish Enterprise	08/09 34 companies	(SE works to national targets – not possible to disaggregate to Angus level)	(SE works to national targets – not possible to disaggregate to Angus level)	(SE works to national targets – not possible to disaggregate to Angus level)	(SE works to national targets – not possible to disaggregate to Angus level)	09/10 39 companies (status compared to baseline)



**SINGLE OUTCOME AGREEMENT 2009/12**  
**ANGUS ECONOMIC DEVELOPMENT PARTNERSHIP – OUTCOMES AND INDICATORS FULL YEAR PROGRESS REPORT 2009/10**

PRIORITY THEME: Business Growth & Tourism									
SOA National Outcome	Local Outcomes	Local indicators	Responsible Agency/ Worker	Baseline as at:	Target			Progress Mid Year	Progress Full Year
					09/10	10/11	11/12		
<b><i>NO1: We live in a Scotland that is the most attractive place for doing business in Europe</i></b>	Sustainable business growth in Angus is achieved	<i>Level of LEADER funding accessed by Angus Companies</i>	<i>Angus Council (Economic Devlpmt)</i>	<i>08/09</i>  <i>6 projects received grant approval for £69,902</i>  <i>Total project costs - £155,189</i>	Increased number of projects	Increased number of projects	Increased number of projects		<b>09/10</b>  10 projects (+2 Tayside) received grant approval for £146,200 (£187,313) Total Project Costs £528,569 (£614,882)



**SINGLE OUTCOME AGREEMENT 2009/12**  
**ANGUS ECONOMIC DEVELOPMENT PARTNERSHIP – OUTCOMES AND INDICATORS FULL YEAR PROGRESS REPORT 2009/10**

PRIORITY THEME: Business Growth & Tourism									
SOA National Outcome	Local Outcomes	Local indicators	Responsible Agency/ Worker	Baseline as at:	Target			Progress Mid Year	Progress Full Year
					09/10	10/11	11/12		
<b>NO1: We live in a Scotland that is the most attractive place for doing business in Europe</b>	Growth in tourism in Angus is achieved	SOA - Total number of visitors to the following Angus attractions: <ul style="list-style-type: none"> <li>Arbroath Abbey</li> <li>Carnoustie Golf Resort (3 golf courses)</li> </ul>	Historic Scotland	08/09 13,087	13,384	13,384	Targets set year on year	<b>Abbey</b> Apr– Nov 09 11,860	<b>Abbey</b> 09/10 13,190
			Economic Development	09/10 17,500		18,500 over the 3 courses (including Angus residents who are non-members)	Over 18,500	<b>Carnoustie</b> April–Nov 16,000	Baseline established in 09/10
		Glamis Castle	08/09 108,675	Maintain at 2008/09 level	Maintain at 2008/09 level	Maintain at 2008/09 level	<b>Glamis</b> Apr– Nov 09 95,891	<b>Glamis</b> 09/10 102,282	
		Economic Development	08/09 4,578	Maintain at 2008/09 level	Maintain at 2008/09 level	Targets set year on year	<b>Pictavia</b> Apr– Nov 09 5,334 (corrected from 5,985)	<b>Pictavia</b> 09/10 5,995	

<b>Exceeded Target</b>	<b>Met Target</b>	<b>Below Target</b>
------------------------	-------------------	---------------------

**SINGLE OUTCOME AGREEMENT 2009/12**  
**ANGUS ECONOMIC DEVELOPMENT PARTNERSHIP – OUTCOMES AND INDICATORS FULL YEAR PROGRESS REPORT 2009/10**

PRIORITY THEME: Business Growth & Tourism									
SOA National Outcome	Local Outcomes	Local indicators	Responsible Agency/ Worker	Baseline as at:	Target			Progress Mid Year	Progress Full Year
					09/10	10/11	11/12		
<b>NO1: We live in a Scotland that is the most attractive place for doing business in Europe</b>	Growth in tourism in Angus is achieved	SOA - Income generated via Carnoustie Country	Angus Council (Economic Development)	April-Sept 2008 £1,017,000 Sept 07-April 08 13,895 visitors	Increase by 1%	Increase by 2%	Increase by 10%	Consideration being given to replace this indicator with independently collated, annual STEAM data	<b>April 09 – March 10</b> <b>£677,076</b> <b>625 visitors</b>
		No/% of Quality Assured Accredited Providers (Source: Richard Gerald Associates Study for Angus Council, 2009)	Angus Council (Economic Dev)	2009 64% (217) Visit Scotland or other scheme graded Graded (72% Scottish average)	Not applicable	Grow accreditations by an additional 30 accommodation providers	Pilot therefore targets not set.	Grant scheme launched in mid-May 2010	
		No of visits to AngusAhead portal  Merlyn checking for 08/09 but measuring changed – now more robust system	Angus Council (Economic Dev)	2008/09 Visits 229,800 Unique Visitors 171,670 Page Views 762,399	5% increase on 08/09	5% increase on 09/10	5% increase on 10/11	2009/10 Visits 244,567 (+6.43%) Unique Visitors 177,694 Page views 787,075	



**SINGLE OUTCOME AGREEMENT 2009/12**  
**ANGUS ECONOMIC DEVELOPMENT PARTNERSHIP – OUTCOMES AND INDICATORS FULL YEAR PROGRESS REPORT 2009/10**

**SUMMARY OF PROGRESS: Business Growth and tourism**

**Business Growth**

Despite the recession, which is reflected in a number of 'Below Target' indicators, modest increases have been possible in some areas.

The Business Gateway reports no discernible negative impact on entrepreneurship in terms of new business start ups nationally or locally. Angus Council has appointed one full time and three part time business advisers to support those (80%) businesses that fall between the criteria for being able to access assistance from Business Gateway and Scottish Enterprise.

Indicator for Jobs Created/Safeguarded by Investment Projects: The indicator (SLAED core indicator C5) for jobs created and safeguarded was made up from a combination of businesses supported: through the Business Gateway; through the new team of business advisors in Brechin; through the business support units on the industrial estates; and through investments made by Angus Council (i.e. Pictavia) at an agreed formula/co-efficient of 1 job per £50,000 of expenditure generated.

The Angus Economic Recovery Plan (currently out for consultation to Partners) identifies a three pronged approach: supporting jobs and our communities; strengthening education and skills; investing in innovation and the industries of the future.

**Tourism**

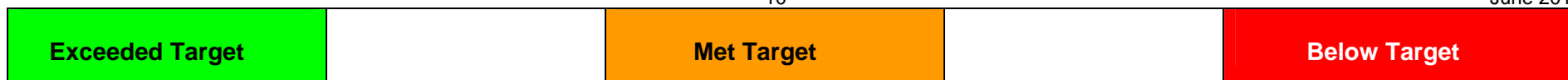
The slight reduction in visitor numbers to Arbroath Abbey and Glamis Castle can be attributed to the economic downturn. Early indications for 10/11 are that visitor numbers are increasing.

The information on Carnoustie Country is an amalgamation of income generated, e.g. for 2009 from the Dream Ticket, Stay and Play, Golf Pass, Classic Event, International Pairs World Final 2009. Some of these events may not be repeated each year, and the high figures April-Sept '08 are likely also to have been influenced by a 'knock-on' effect from the Open Golf Tournament in 2007.

During 2010, Angus Council has launched a new grant scheme to encourage accommodation providers to become quality-assured. Angus Council is also developing industry groups who can work together on mutually beneficial joint marketing initiatives and develop new products which will meet the needs of the marketplace. Already established are: a Golf Industry Group; an Outdoors Group; a Food & Drink Group; an Accommodation Group.

**AREAS REQUIRING CONSIDERATION AND ACTION:**

Consideration is being given to add to the tourism indicators with, independently collated, annual STEAM data (Scottish Tourism Economic Activity Monitor). Angus Ahead Portal – on-going development plans are to be presented to committee for approval by August 2010. (see also Delivery Plan)



**SINGLE OUTCOME AGREEMENT 2009/12**  
**ANGUS ECONOMIC DEVELOPMENT PARTNERSHIP – OUTCOMES AND INDICATORS FULL YEAR PROGRESS REPORT 2009/10**

<b>PRIORITY THEME: People are Equipped for Employment</b>									
SOA National Outcome	Local Outcomes	Local indicators	Responsible Agency/ Worker	Baseline as at:	Target			Progress Mid Year	Progress Full Year
					09/10	10/11	11/12		
<b>NO2: We realise our full economic potential with more and better employment opportunities for our people</b>	Angus residents have good employment opportunities	SOA - % of working age population economically active (Annual/ NOMIS - 1 year lag)	Angus Council (Economic Development )	07/08  84.2% (4% above Scottish average)	Maintain at 4% above the Scottish Average	Maintain at 4% above the Scottish Average	Maintain at 4% above the Scottish Average	08/09  84.3% (4.6% above Scottish Average)	09/10  Available October 2010
		SOA - Claimant count re unemployment as percentage of working age population (Annual/DWP)	Angus Council (Economic Development )	Dec 08  2.6% (0.7% below Scottish average)	Maintain at 0.7% below Scottish Average	Maintain at 0.7% below Scottish Average	Maintain at 0.7% below Scottish Average	Oct 09  3.1% (0.9% below Scottish average)	March 2010  3.6% (0.9% below Scottish average)
<b>NO2: We realise our full economic potential with more and better employment opportunities for our people</b>	Angus residents have good employment opportunities	SOA - Gross Annual Median earnings in £'s for all employees living in Angus (April (1 year lag) Annual/ ONS)	Angus Council (Economic Development )	07/08 £19,795 (2% below Scottish Average)	Maintain at 2% below Scottish Average	Maintain at 2% below Scottish Average	1.8% below Scottish average	08/09  £23,987 (2.3% below Scottish average)	09/10  Available in October 2010

<b>Exceeded Target</b>	<b>Met Target</b>	<b>Below Target</b>
------------------------	-------------------	---------------------

**SINGLE OUTCOME AGREEMENT 2009/12**  
**ANGUS ECONOMIC DEVELOPMENT PARTNERSHIP – OUTCOMES AND INDICATORS FULL YEAR PROGRESS REPORT 2009/10**

**PRIORITY THEME: People are Equipped for Employment**

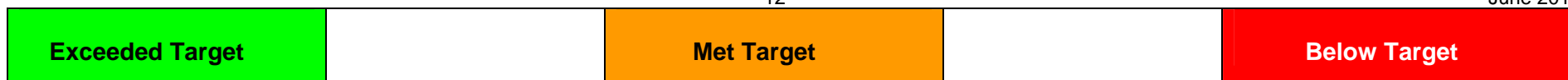
SOA National Outcome	Local Outcomes	Local indicators	Responsible Agency/ Worker	Baseline as at:	Target			Progress Mid Year	Progress Full Year
					09/10	10/11	11/12		
		<i>Towards Employment Team</i>	Towards Employment Team	08/09					09/10
		<i>No of clients registered for support</i>		351	300	450	Not set that far in advance		524
		<i>No's into part-time employment</i>		36	35	40			51
		<i>No's into full-time employment</i>		39	30	45			78
		<i>No's into self employment</i>		2	5	5			11

**SUMMARY OF PROGRESS: People are Equipped for Employment**

Although more people are claiming the Job Seekers Allowance (JSA) in Angus because of the recession, Angus figures have improved as against the Scottish average. However, the full impact of the current recession has not yet been felt. It is worth noting that current changes in current welfare reform may impact on the number of clients moving from incapacity benefits to JSA. The criteria for assistance from the Towards Employment Team has been broadened, but the increase in client numbers may in part be due to more people needing support. The full impact of the current economic climate will not be fully appreciated until much of the 09/10 data is available later in 2010.

**AREAS REQUIRING CONSIDERATION AND ACTION:**

The uncertainty of funding changes to national programmes may impact on employability provision in the area. As the Towards Employment Team is currently funded by Fairer Scotland Funding, which ends in 2011, there is some urgency to identify ways of maintaining support. The Angus Economic Recovery Plan (currently out for consultation to Partners) identifies a three pronged approach: supporting jobs and our communities; strengthening education and skills; investing in innovation and the industries of the future. In future, Job Centre Plus hope to contribute data for indicators that would be of use to the partnership. So soon after the election, there is currently too much uncertainty over programmes to do so.



**SINGLE OUTCOME AGREEMENT 2009/12**  
**ANGUS ECONOMIC DEVELOPMENT PARTNERSHIP – OUTCOMES AND INDICATORS FULL YEAR PROGRESS REPORT 2009/10**

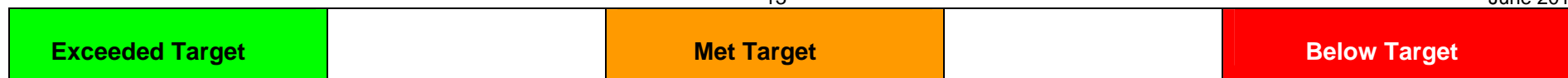
<b>PRIORITY THEME: Tackling Inequalities</b>									
SOA National Outcome	Local Outcomes	Local indicators	Responsible Agency/ Worker	Baseline as at:	Target			Progress Mid Year	Progress Full Year
					09/10	10/11	11/12		
<b>NO7: We have tackled the significant inequalities in Scottish society</b>	Multiple deprivation in Angus is minimised	SOA - Number and % of people experiencing multiple deprivation in Angus (SIMD, 3 yearly)	Angus Council (Fairer Scotland Group)	2006  5.8%* (6,328) in worst 15% (9% below Scottish average)  *Amended to 5.6% in SIMD2009	Maintain at 9% below Scottish Average	Maintain at 9% below Scottish Average	Maintain at 9% below Scottish Average	<b>2009</b> <b>4.2% (4,530) in worst 15%</b> <b>10.8% below Scottish Average</b>	<b>2009</b> 4.2% (4,530) in worst 15%  10.8% below Scottish Average  (Next update expected 2011)

**SUMMARY OF PROGRESS: Tackling Inequalities**

Since 2006, we have two fewer datazones falling in the 15% most deprived datazones. The majority of income-deprived data-zones in Angus remain in Arbroath with datazones in the 5 and 10% most deprived on the income domain. A small number of income deprived data-zones are found in Forfar and Brechin. Because the Scottish Index of Multiple Deprivation ranks information in relation to Scotland, improvements can only be seen as relative: Angus appears to be improving, although this may reflect a worsening in Scotland as a whole rather than an actual improvement locally. The partnership's focus and activity on Business Growth and Tourism and Equipping People for Employment, along with specific activity such as the Angus Economic Recovery Plan and the Towards Employment Team all have a potential impact on Tackling Inequalities.

**AREAS REQUIRING CONSIDERATION AND ACTION:**

Angus: % of income deprived population living in 15% most deprived data-zones - 13%; % of employment-deprived population living in the 15% most deprived data-zones – 10% - Where these figures are low, as above (compare with Dundee's figures of 54% and 49%), deprivation is less concentrated in particular data-zones, and deprived individuals and households will be spread across the Local Authority area.



**SINGLE OUTCOME AGREEMENT 2009/12**  
**ANGUS ECONOMIC DEVELOPMENT PARTNERSHIP – OUTCOMES AND INDICATORS FULL YEAR PROGRESS REPORT 2009/10**

**PRIORITY THEME: Welcoming International workers**

SOA National Outcome	Local Outcomes	Local indicators	Responsible Agency/ Worker	Baseline as at:	Target			Progress Mid Year	Progress Full Year
					09/10	10/11	11/12		
<b>NO13: We take pride in a strong, fair and inclusive national identity</b>	<b>People feel welcome in Angus</b>	SOA - NI registrations to adult overseas nationals entering Angus (Annual/DWP)	Angus Council	07/08 860	Maintain at 07/08 level	Maintain at 07/08 level	Increase by 10% from the 07/08 baseline by 2020	<b>08/09 1,290  (Scotland: 52,410 (0708); 46,240 (0809))</b>	Next release date 26 August 2010

**SUMMARY OF PROGRESS: Welcoming International Workers**

This indicator showed an increase 50% from 07/08 to 08/09 in Angus, as against a decrease Scotland wide of 6170 (11.8%). Angus is one of only three local authority areas in Scotland where registrations increased 08/09. However, National Insurance (NI) registration does not necessarily translate into workers staying/working in Angus as workers can register for NI numbers anywhere in the UK. The Worker Registration Scheme may offer a more realistic figure regarding no's, however it should be noted that you only have to register once on the scheme and may return to the UK as many times as you like or move out of the area and not be required to register again.

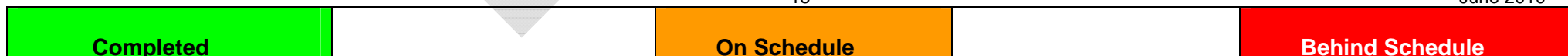
**AREAS FOR CONSIDERATION AND ACTION:**

There are on-going efforts by partners to establish accurate information on numbers of workers coming to Angus and related implications. Most recently, a Local Housing Survey Outcome report on migrant workers' needs and aspirations in Angus was reported to the Angus Community Planning Partnership in May 2010. Pending a successful application to the Economic and Social Research Council, Angus will be included in a collaborative and comparative (urban/rural) research project to be carried out by the University of Glasgow exploring the experiences and longer term intentions of East European Migrants in Scotland.



**SINGLE OUTCOME AGREEMENT 2009/12**  
**ANGUS ECONOMIC DEVELOPMENT PARTNERSHIP – DELIVERY PLAN FULL YEAR PROGRESS REPORT 2009/10**

PRIORITY THEME: Business Growth & Tourism							
National Outcome	Local Outcome	Actions	Lead Agency	Partners Involved	Key tasks/Timescales	Resource Issues	Progress Full Year
<b>NO1: We live in a Scotland that is the most attractive place for doing business in Europe</b>	Sustainable business growth in Angus is achieved	Targeted procurement support for companies including the third sector via Supplier Development Programme	Angus Council Economic Development	Glasgow City Council/other local authorities	<ul style="list-style-type: none"> <li>Run 3 awareness sessions by 2012</li> <li>Promotion of Programme (on-going)</li> <li>Increase company registrations to 200 by 2012</li> </ul>		Tender training workshop to be run in Angus on 19 April 2010
		Investigate opportunities for local data collection via FSB/Chamber of Commerce	FSB; Chamber of Commerce	FSB; Chamber of Commerce	<ul style="list-style-type: none"> <li></li> </ul>		FSB established system to send out questionnaires to (database-protected) members - 450 e-mail addresses + postal addresses if required/cost) . Questionnaire being drafted.
		Develop River South Esk Management Plan	Angus Council Ec Dev	South Esk Steering Group	<ul style="list-style-type: none"> <li>Presentation of plan in December 2009</li> <li>Tayside Leader Programme – funding bid submitted Feb 2010 to fund officer to develop actions in Plan</li> </ul>		<ul style="list-style-type: none"> <li>Plan was finalised, signed off, published and launched in December 2009</li> <li>Funding from Rural Tayside LEADER approved March 2010</li> </ul>



**SINGLE OUTCOME AGREEMENT 2009/12**  
**ANGUS ECONOMIC DEVELOPMENT PARTNERSHIP – DELIVERY PLAN FULL YEAR PROGRESS REPORT 2009/10**

<b>PRIORITY THEME: Business Growth &amp; Tourism</b>							
<b>National Outcome</b>	<b>Local Outcome</b>	<b>Actions</b>	<b>Lead Agency</b>	<b>Partners Involved</b>	<b>Key tasks/Timescales</b>	<b>Resource Issues</b>	<b>Progress Full Year</b>
		Investigate development opportunities around south Montrose (physical regeneration project)	Angus Council Ec Dev	Angus Council/ Scottish Enterprise	<ul style="list-style-type: none"> <li>Undertake multidisciplinary consultancy study</li> <li>Strategic review to be completed by July 2010</li> <li>Consultation with stakeholders to be completed by Dec 2010</li> </ul>		The contract for the preparation and a strategic review and master plan for South Montrose was awarded to Ironside Farrar in March 2010 for completion by end November 2010
		Investigate options for continuation of business support services through Business Gateway service	Angus Council Ec Dev		<ul style="list-style-type: none"> <li>Discussions with Tayside Partners and E-net to be complete by September 2010</li> </ul>		Meeting held with E-net in March 2010 Service to be continued till 2012
		Establishment of East of Scotland Loan Fund	Angus Council Ec Dev		<ul style="list-style-type: none"> <li>ERDF bid (pending approval March 2010)</li> </ul>		Approved March 2010
		Assist the work of social enterprises in Angus	AAVO	ACPP	<ul style="list-style-type: none"> <li>Develop Social Enterprise Network</li> <li>Social Economy Officer to develop business support</li> <li>Social Economy Officer to work with SE's to reduce grant dependency</li> <li>Social Economy Officer to Improve Procurement Practices across the sector</li> </ul>		<ul style="list-style-type: none"> <li>Established Nov 09</li> <li>Underway / on-going</li> <li>Underway / on-going</li> <li>Supplier Development Programme + external agency support / tools promoted</li> </ul>



**SINGLE OUTCOME AGREEMENT 2009/12**  
**ANGUS ECONOMIC DEVELOPMENT PARTNERSHIP – DELIVERY PLAN FULL YEAR PROGRESS REPORT 2009/10**

**PRIORITY THEME: Business Growth & Tourism**

National Outcome	Local Outcome	Actions	Lead Agency	Partners Involved	Key tasks/Timescales	Resource Issues	Progress Full Year
		Deliver Company Growth Service	SE	SE	<ul style="list-style-type: none"> <li>• Account Management</li> <li>• SMAS</li> <li>• Innovation support</li> <li>• Internationalisation</li> <li>• Sustainability</li> <li>• Organisational development</li> <li>• ICT</li> </ul>		Ongoing

**SUMMARY OF PROGRESS: Business Growth**

There has been steady progress on all actions.

The River South Esk Catchment Management Plan first year implementation phase was approved in March 2009 and will commence once match funding is in place.

Partnership work between AAVO, Firstport and Angus Council has resulted in free to attend social entrepreneur start-up sessions. The events are intended to un-earth any aspiring social entrepreneurs.

The Angus Economic Recovery Plan (currently out for consultation to Partners) identifies a three pronged approach: supporting jobs and our communities; strengthening education and skills; investing in innovation and the industries of the future.

**AREAS FOR CONSIDERATION AND ACTION:**

The Social Economy Officer based with AAVO is funded via the Fairer Scotland Fund, which ends in 2011.

Montrose Port is seen as well placed to benefit from offshore renewable energy developments.



**SINGLE OUTCOME AGREEMENT 2009/12**  
**ANGUS ECONOMIC DEVELOPMENT PARTNERSHIP – DELIVERY PLAN FULL YEAR PROGRESS REPORT 2009/10**

<b>PRIORITY THEME: Business Growth &amp; Tourism</b>							
<b>National Outcome</b>	<b>Local Outcome</b>	<b>Actions</b>	<b>Lead Agency</b>	<b>Partners Involved</b>	<b>Key tasks/Timescales</b>	<b>Resource Issues</b>	<b>Progress Full Year</b>
<b><i>NO1: We live in a Scotland that is the most attractive place for doing business in Europe</i></b>	Growth in tourism in Angus is achieved	Implementation of Quality Assurance Scheme for accommodation providers	Angus Council Ec Dev		<ul style="list-style-type: none"> <li>Establish accommodation industry sector group (May 10) – looking at best practice; joint marketing; product development</li> <li>Launch marketing and quality scheme (May 10)</li> </ul>		Scheme launched on 12 May 2010



**SINGLE OUTCOME AGREEMENT 2009/12**  
**ANGUS ECONOMIC DEVELOPMENT PARTNERSHIP – DELIVERY PLAN FULL YEAR PROGRESS REPORT 2009/10**

PRIORITY THEME: Business Growth & Tourism							
National Outcome	Local Outcome	Actions	Lead Agency	Partners Involved	Key tasks/Timescales	Resource Issues	Progress Full Year
		Upgrade of <a href="http://www.angusahead.com">www.angusahead.com</a> , maximising the use of technology to develop and strengthen the website as an e-communications tool.	Angus Council Ec Dev	Potential involvement of Industry Groups – Accommodation, Food & Drink, Ancestral Tourism and Golf	March 2011: Planned improvements include: <ul style="list-style-type: none"> <li>• Search Facility</li> <li>• Increase business listings</li> <li>• Increase number of webcams</li> <li>• Expand use of videos</li> </ul>	To be reviewed as project progresses	

**SUMMARY OF PROGRESS: Tourism**

In terms of the Angus Ahead website, various improvements are being implemented over the next year. Additionally, quarterly reports on Return on Investment (ROI) of websites will be produced during 2010/11 to ensure value of investment and to provide data which allows more effective and efficient marketing

**AREAS FOR CONSIDERATION AND ACTION:**

A three year Tourism Strategy and action plan has been published, with 6 key themes: Angus Ahead, Food & Drink, Golf, Outdoor Activity, Heritage and Festivals. Assistance is being given to form industry groups who can work together on mutually beneficial joint marketing initiatives and develop new products which will meet the needs of the marketplace.



**SINGLE OUTCOME AGREEMENT 2009/12**  
**ANGUS ECONOMIC DEVELOPMENT PARTNERSHIP – DELIVERY PLAN FULL YEAR PROGRESS REPORT 2009/10**

<b>PRIORITY THEME: People are Equipped for Employment</b>							
<b>National Outcome</b>	<b>Local Outcome</b>	<b>Actions</b>	<b>Lead Agency</b>	<b>Partners Involved</b>	<b>Key tasks/Timescales</b>	<b>Resource Issues</b>	<b>Progress Full Year</b>
<b>NO2: We realise our full economic potential with more and better employment opportunities for our people</b>	Angus residents have good employment opportunities	Creation of an Employability Partnership and related sub-groups (on marketing /funding/employer engagement/referral routes & management information systems)	Angus Council Ec Dev	Employability Partners	<ul style="list-style-type: none"> <li>To agree remit of sub groups (April 2010)</li> <li>Develop Action plan for the Employability Partnership (June 2010)</li> </ul>		<ul style="list-style-type: none"> <li>Remit and brand approved 1 April 2010</li> <li>Action Plan agreed in January 2010</li> <li>Sub groups created and all met 3 times by end March 2010</li> </ul>
		Adoption of a joint/shared tracking system	Employability Partnership	Employability Partnership	<ul style="list-style-type: none"> <li>Scoping to be completed by May 2010</li> <li>Procurement of system to be completed by August 2010</li> <li>System to be live October/Nov 2010</li> </ul>		Specification being finalised



**SINGLE OUTCOME AGREEMENT 2009/12**  
**ANGUS ECONOMIC DEVELOPMENT PARTNERSHIP – DELIVERY PLAN FULL YEAR PROGRESS REPORT 2009/10**

**PRIORITY THEME: People are Equipped for Employment**

National Outcome	Local Outcome	Actions	Lead Agency	Partners Involved	Key tasks/Timescales	Resource Issues	Progress Full Year
		Assist social enterprises to offer placement/training opportunities	AAVO	Emp. Partnership	<ul style="list-style-type: none"> <li>Promote Future Jobs fund to voluntary sector (18-24 year olds) – until fund expires</li> </ul>		Supported Furniture Recycling Project Angus to secure 3 x FJF places

**SUMMARY OF PROGRESS: People are Equipped for Employment**

An Angus Employability Partnership has been formed, with four sub-groups: Management Information Systems; Employer Engagement; Funding; Marketing. The various groups have good partner representation.

**AREAS FOR CONSIDERATION AND ACTION:**

Future Jobs Fund - Total Angus allocation 84 places, with a maximum draw down value of £546,000. However, the Future Jobs Fund has been curtailed by the new Government.

There is considerable uncertainty over future Government policy in this area.

The draft Economic Recovery Plan identifies a three pronged approach: supporting jobs and our communities; strengthening education and skills; investing in innovation and the industries of the future



**SINGLE OUTCOME AGREEMENT 2009/12**  
**ANGUS ECONOMIC DEVELOPMENT PARTNERSHIP – DELIVERY PLAN FULL YEAR PROGRESS REPORT 2009/10**

<b>PRIORITY THEME: Tackling Inequalities</b>							
<b>National Outcome</b>	<b>Local Outcome</b>	<b>Actions</b>	<b>Lead Agency</b>	<b>Partners Involved</b>	<b>Key tasks/Timescales</b>	<b>Resource Issues</b>	<b>Progress Full Year</b>
<b><i>NO7: We have tackled the significant inequalities in Scottish society</i></b>	Multiple deprivation in Angus is minimised	<i>Formulate partnership action in response to end of Fairer Scotland Funding for Employability Delivery</i>	<i>Fairer Scotland Group (FSG)</i>	AEDP ACPP	<ul style="list-style-type: none"> <li>Identify options/solutions in advance of end of funding (2011)</li> </ul>	FSF funding ends 2011	<b>Under Review</b>
<p><b>AREAS FOR CONSIDERATION AND ACTION:</b>            The funding of the Towards Employment Team is currently dependent on Fairer Scotland funding, which ends in 2011. The importance of employability support is highlighted in the draft Angus Economic Recovery Plan.</p> <p>Decisions will need to be taken as part of the budget processes 2011/2012</p>							

