

**ANGUS COMMUNITY PLANNING
PARTNERSHIP**

SINGLE OUTCOME AGREEMENT



Full Year Progress Report for 2010/11

September 2011

CONTENTS

SECTION 1	Introduction	3
SECTION 2	Summary Table	5
SECTION 3	Performance against National Outcome	
	NO 1: We live in a Scotland that is the most attractive place for doing business in Europe	6
	NO 2: We realise our full economic potential with more and better employment opportunities for our people	8
	NO 3: We are better educated, more skilled and more successful, renowned for our research and innovation	10
	NO 4: Our young people are successful learners, confident individuals, effective contributors and responsible citizens	12
	NO 5: Our children have the best start in life and are ready to succeed	14
	NO 6: We live longer, healthier lives	16
	NO 7: We have tackled the significant inequalities in Scottish society	19
	NO 8: We have improved the life chances for children, young people and families at risk	21
	NO 9: We live our lives safe from crime, disorder and danger	24
	NO 10: We live in well-designed, sustainable places where we are able to access the amenities and services we need	27
	NO 11: We have strong, resilient and supportive communities where people take responsibility for their own actions and how they affect others	29
	NO 12: We value and enjoy our built and natural environment and protect it and enhance it for future generations	32
	NO 13: We take pride in a strong, fair and inclusive national identity	34

CONTENTS (continued)

Section 3 (cont)

Performance against National Outcome

NO 14: We reduce the local and global environmental impact of our consumption and production **36**

NO 15: Our public services are high quality, continually improving, efficient and responsive to local people's needs **38**

SECTION 1 INTRODUCTION

The Angus Community Planning Partnership is pleased to submit this report on progress on the Angus Single Outcome Agreement during 2010/2011. As this report looks back over 2010/2011 it is based on the work of the eight thematic groups, although as a partnership we have streamlined our structure to five thematic groups which was introduced on 1 April 2011.

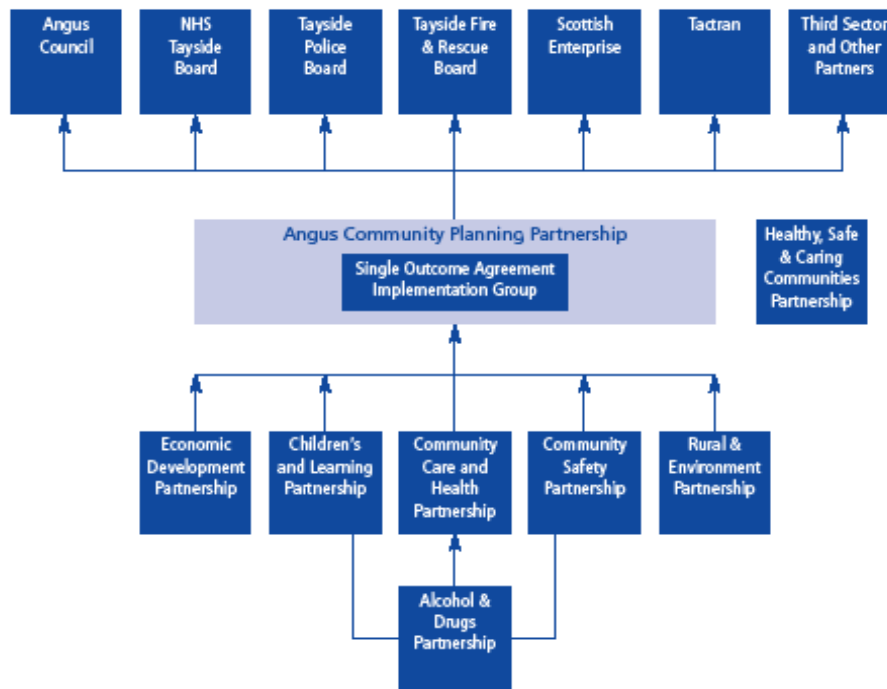
Delivery of the SOA in Angus is devolved to thematic partnership groups, with 6 monthly reports submitted to a Single Outcome Agreement Implementation Group. This document therefore provides an overview of progress, and provides links to the much more detailed full-year progress reports which were prepared by thematic groups in June 2011. These include progress on indicators and actions 'below the waterline' as well as the SOA indicators themselves. Some SOA indicators are also referenced in the Angus Citizen Survey 2009 where new baseline data was established.

The Angus Community Planning Partnership acknowledges that identifying the right indicators which allow us to accurately report on, and shape, long-term improvement, is an on-going process. Considerable discussion, consultation and re-drafting has taken place during the past year to develop the Angus Community Plan and Single Outcome Agreement 2011-14. Work continues to improve the tracking of trends and projections of a wide range of relevant indicators available nationally and locally, comparing where possible progress to that of Scotland as a whole and against the best performing local authority area. Angus Council has procured a new performance management system which will be used to provide valuable support in this area.

Angus Council has developed a new Corporate Plan for 2011-15, which is structured around the vision, values, priorities and local outcomes identified in the Community Plan and Single Outcome Agreement 2011-14. This represents a further drilling down of outcomes into the core services delivered by the council.

Local community plans have been developed for each of the eight multi-member wards in Angus, with the local community plan for Arbroath combining two multi-member ward areas. The plans set out activities and projects to be delivered by the Council and partner organisations as well as areas for improvement which local communities have prioritised.

Angus Community Planning Partnership



Local Community Planning






The structure above has been in place since 1 April 2011, following a rationalisation exercise set in motion by the adoption of five priorities that will help achieve the vision of the partnership – *“Angus is a place where a first class quality of life can be enjoyed by all”*

Thematic Partnership	Priorities Communities that are:	National Outcomes
Economic Development	Prosperous and Fair	1,2,7,13
Children’s and Learning	Learning and Supportive	3,4,5,6,7,8,11
Community Safety	Safe and Strong	6, 8, 9,11
Community Care and Health	Caring and Healthy	6,7,8,11,15
Rural and Environment	Sustainable	10,12,14

SECTION 2 SUMMARY OF PERFORMANCE BY NATIONAL OUTCOME

National Outcome	Scottish Government Theme	Overall Performance
NO 1	Business	↓ (3 of 7 indicators exceeded or met target)
NO 2	Employment Opportunities	↓ (1 of 3 indicators exceeded or met target)
NO 3	Research and Innovation	↑ (2 of 3 indicators exceeded or met target)
NO 4	Young People	↑ (9 of 12 indicators exceeded or met target)
NO 5	Children	↓ (1 of 3 indicators exceeded or met target)
NO 6	Healthier Lives	↑ (8 of 12 indicators exceeded or met target)
NO 7	Inequalities	↑ (3 of 5 indicators exceeded or met target)
NO 8	Children, Young People and Families	↑ (6 of 8 indicators exceeded or met target)
NO 9	Crime	↑ (8 of 9 indicators exceeded or met target)
NO 10	Sustainable Places	↑ (4 of 4 indicators exceeded or met target)
NO 11	Communities	↑ (8 of 11 indicators exceeded or met target)
NO 12	Environment	↑ (3 of 3 indicators exceeded or met target)
NO 13	National Identity	↑ (2 of 2 indicators exceeded or met target)
NO 14	Environmental Impact	↑ (2 of 3 indicators exceeded or met target)
NO 15	Public Services	↑ (6 of 8 indicators exceeded or met target)

Key:

-  Exceeded Target
-  Met Target
-  Below Target

- EDP** Economic Development Partnership
- LLP** Lifelong Learning Partnership
- HIAG** Health Improvement Action Group
- CSP** Community Safety Partnership
- ADP** Alcohol and Drugs Partnership
- CCHEG** Community Care & Health Exec Group
- CSEG** Children's Services Exec Group
- AREP** Angus Rural & Environment Partnership

SECTION 3 PROGRESS AGAINST NATIONAL OUTCOMES

National Outcome 1

National Outcome 1: <i>We live in a Scotland that is the most attractive place for doing business in Europe</i>				
Local Outcomes	Indicators	Status Against Target	Progress	Status
Sustainable business growth in Angus is achieved	<ul style="list-style-type: none"> New enterprise start ups (EDP) 	Maintain 2% of Scottish total	2006-2009 (4 yr average) 328 2.04% of Scotland	
	<ul style="list-style-type: none"> The Angus proportion of the total new business start-ups supported by the Business Gateway contract across Scotland (EDP) 	Maintain at 08/09 level (215)	2010/11 Angus 213 (1.9% of Scotland and 27% of Tayside)	
Growth in tourism in Angus is achieved	<ul style="list-style-type: none"> Total number of visitors to the following Angus attractions: Arbroath Abbey Carnoustie Golf Resort (3 golf courses) Glamis Castle Pictavia (EDP) 		2010/11 (*Jan-Dec 2010)	
		13,384	13,602*	
		18,500	18,000	
		107,280	101,379*	
	4,578	3,380		
<ul style="list-style-type: none"> Income generated via Carnoustie Country (EDP) 	Increase 2% on 08/09 (£1,017,000)	2010-11 £620,315		

For full details of Indicators and delivery plans, see *Angus Economic Development Partnership Full Year (2010/11) Progress Report* on www.angus.org.uk

Achievements

In light of the current economic downturn the performance of business start ups has been good, and the council's in house business advisors have contributed to local business securing a further £1.056 million of grant support. There has also been a small increase (4%) in the number of new business start-ups supported by the Business Gateway in Angus.

Four industry groups have been set up for the following sectors – Food & Drink, Accommodation, Golf and Ancestral Tourism. The accommodation group, for example, meets quarterly and is attended by over 40 people, representing 25 businesses. Extranets have been established for three of the Industry Groups – accommodation, golf and food & drink. These are dedicated password protected areas within www.angusahead.com which are

used to upload documents, share best practice examples and industry-specific news as well as a forum in which industry group members can communicate ideas, thoughts and questions.

As part of the upgrade to www.angusahead.com the portal website for Angus, a new webcam has been installed at Glen Clova and a new one is to be launched at the refurbished and re-launched Signal Tower Museum in Arbroath. Over 50 films on Angus are now viewable on the website, with more content being added after each significant event or festival.

Below target indicators

Carnoustie Golf Resort: Although there has been an increase in visitors to the golf courses, the target appears to have been too ambitious in this economic climate.

Glamis Castle: There has been a small reduction on visitor numbers year on year. The economic climate and the decision not to stage the Grand Scottish Prom in 2010 is likely to have had an impact on figures.

Pictavia: Visitor numbers for Pictavia are down on last year due in part to the Picts being removed from the schools curriculum for excellence and increased transport costs inhibiting other groups visiting the attraction. Enhancements in layout and installation of new software and hardware will improve the visitor experience this year and will enable additional marketing opportunities aimed at increasing visitor numbers.

Carnoustie Country: Base line figures were established in 2007/08 when the Carnoustie Golf Open Championship (July 2007) would have been included in this period. This indicator will be amended to reflect activity and targets based on a normal trading period.

Delivering on Outcomes – the way ahead

The development of renewables as a key sector in Angus is progressing, along with interest from a couple of potential high growth companies that have moved into the area. A number of existing companies have also started to investigate opportunities in the sector.

As part of the Montrose Connectivity and Regeneration Project, a masterplan will be consulted upon towards the end of this year.

Despite the end of ring fencing of Fairer Scotland Funds, an additional year's funding has been secured to allow the continued support of a social economy development officer.

Private sector businesses are being invited to contribute to a new Area Tourism Partnership by VisitScotland, with the intention of implementing the Angus Tourism Plan.

National Outcome 2

National Outcome 2: We realise our full economic potential with more and better employment opportunities for our people				
Local Outcomes	Indicators	Target	Progress	Status
Angus residents have good employment opportunities	<ul style="list-style-type: none"> % of working age population economically active (EDP) 	Maintain at 4% above Scottish average	2009/10 79.1% 2.1% higher than Scottish Figure	↓
	<ul style="list-style-type: none"> Claimant count re unemployment as percentage of working age population (EDP) 	Maintain at 0.7% below Scottish average	March 2011 3.5% (0.8% below Scottish average)	→
	<ul style="list-style-type: none"> Gross Annual Median earnings in £'s for all employees living in Angus (EDP) 	Maintain at 2% below Scottish average	2010 £23,946 (5.5% below Scottish average)	↓

For full details of Indicators and delivery plans, see Angus Economic Development Partnership Full Year (2010/11) Progress Report on www.angus.org.uk

Achievements

Changes in national policy regarding Get Britain Working and with it the introduction of the Work Programme has seen the Angus Employability Partnership preparing for changes to local employability provision. Part of this preparation has seen the partnership develop its local employability brand 'AngusWorks' and more recently it has 'gone live' with a new management information system that will allow partners to further develop good working relationships across agencies.

The launch of Praxis in 2010 and the volunteering project run by Volunteer Centre Angus has been an exciting and unique addition to local provision as it delivers an innovative approach to adult learning based on supporting people with significant barriers to employment, volunteering and education.

The Towards Employment Team, a 'one stop shop' for local people interested in receiving advice and support to remove barriers to work, training, volunteering or education, has had another successful year. Of almost 550 clients in 2010/11, 172 found full time or part time employment; 15 entered self employment; 79 entered training and 52 entered further or higher education.

Below target indicators

Working age population economically active: The % of working age population that is economically active dropped between 2008/09 and 2009/10, and also reduced in relation to the level above the Scottish average. Similar to other indicators, this may reflect a lag in of moving out of recession.

Gross Annual Median Earnings (Angus Residents): There was a wider gap between median earnings of Angus and Scotland residents in 2010, with a small drop in median pay of Angus residents, and a larger increase for Scottish residents as a whole. This may indicate an earlier move out of recession in other areas of the country.

Delivering on Outcomes – the way ahead

There is some confirmation from the data of a worsening economic climate affecting Angus.

The Employability Partnership is moving ahead with its sub group action plans. It is also preparing for the implementation of the Department for Work and Pension's Work Programme. This is intended to replace much of the confusing array of existing programmes for unemployed people. It is very much a partnership between Government and providers from across the public, private and third sectors - including social enterprises. However, the full impact of future changes is not yet known.

A key focus in terms of employer engagement will be on the Tourism and Hospitality sector and a proposal is being developed to establish an academy. Another area of work is around job brokerage and a protocol is being produced for sharing job vacancies.

National Outcome 3

National Outcome 3: We are better educated, more skilled & more successful, renowned for our research & innovation				
Local Outcomes	Indicators	Target	Progress	Status
Young people and adults in Angus maximise their potential through learning opportunities	<ul style="list-style-type: none"> % of school leavers in positive and sustained destinations annual, school leaver destinations (LLP) 	89%	2009/10 88.3%	↓
	<ul style="list-style-type: none"> Number of working age people with severe literacy and numeracy problems engaging with provision (LLP) 	696	2010/11 789	↑
	<ul style="list-style-type: none"> Number of Adult ESOL learners engaging with provision (LLP) 	100	2010/11 269	↑

For full details of Indicators and delivery plans, see Lifelong Learning Partnership Full Year (2010/11) Progress Report on www.angus.org.uk

Achievements

Work to implement 16+ learning Choices in Angus continues. Additional funding from Scottish Government has allowed the Council to appoint additional staff on short-term contracts to roll-out Activity Agreements. Significant work has also been undertaken to extend the range of non-formal learning and personal and social development opportunities available to support young people who have not secured employment and are not yet ready to progress to college or a training place.

The number of learners with severe literacy and numeracy problems engaged has shown a significant increase (26%) and there has been a significant increase in the number of learners meeting all of their literacies learning goals (15%). Although the numbers of learners in community based learning programmes seeking and achieving accreditation has fallen by 2%, it can be explained by a combination of the fact that many learners do not wish to be accredited, while others already have accreditation at the level that would be offered in a literacies programme.

The numbers of ESOL learners in classes in the community have shown a significant increase in 2010-11. This can be accounted for by some displacement from other providers, improved engagement activity and changing patterns in the community. Of the 269 learners in community programmes, 62% were complete beginners, with low skills, who have some distance to travel before being ready for accreditation.

Below target indicators

Positive Destinations: The percentage of school leavers going into positive destinations has increased from the previous year, despite the current

economic climate. The Angus achievement was 1.5% above the national average. However, the indicator failed to meet the target which was set two years ago.

Delivering on Outcomes – the way ahead

In February 2011 the Scottish Government announced the roll-out of Activity Agreements, which are bespoke learning and support agreements for people not yet ready or able to access more traditional destinations. While Activity Agreements will not be regarded as formal destinations, they will offer a vehicle through which the Partnership can secure and sustain engagement with young people leaving school and support them towards more sustainable destinations in the longer term.

The Community Learning and Development Service has become an accredited SQA Centre and will soon be able to offer core skills accreditation which will reduce costs and make the process smoother and easier.

An all age literacy strategy for Angus, with an associated action plan, is being developed in line with new national policy advice which will bring greater coherence to current arrangements and increase the involvement and contribution of a wider range of partners.

The Growing Excellence programme has been implemented and enjoyed considerable success. The programme supported learning and development activities in relation to Curriculum for Excellence, leadership, outcome focussed practice, CPD and ICT. The overall approach taken to the upskilling programme was to invest in activities that might have long term impact and contribute to sustainability.

National Outcome 4

National Outcome 4: <i>Our young people are successful learners, confident individuals, effective contributors and responsible citizens</i>				
Local Outcomes	Indicators	Target	Progress	Status
<i>Children and young people in Angus will have access to positive learning environments and opportunities to develop their skills, confidence and self-esteem to the fullest potential</i>	<ul style="list-style-type: none"> % (3 year averages) of primary pupils achieving Reading, Writing and Maths (CSEG) 	Reading-84	2009/10 Reading – 84	→
		Writing-76	Writing – 77	↑
		Maths-85	Maths – 85	→
	<ul style="list-style-type: none"> % (3 year averages) of secondary pupils achieving Reading, Writing and Maths by the end of S2 (CSEG) 	Reading-68	2009/10 Reading – 70	↑
		Writing-60	Writing – 60	→
		Maths-63	Maths – 61	↓
	<ul style="list-style-type: none"> % (3 year averages) of (a) S4 pupils attaining English/Maths at level 3, (b) of S4 pupils attaining 5+ at level 5, (c) of S6 pupils attaining 3+ at level 6 (CSEG) 	(a) 92	2009/10 (a) 92	→
		(b) 35	(b) 35	→
		(c) 31	(c) 31	→
	<ul style="list-style-type: none"> Academic attainment of children aged 16 or over who ceased to be looked after (CSEG) 	65%	2009/10 Eng & Maths – 68%	↑
<ul style="list-style-type: none"> % of pupils taking part in a musical /artistic/cultural activity organised by the school – (a) Primary (b) Secondary (CSEG) 	(a) 75	2010 Primary – 67%	↓	
	(b) 30	Secondary – 22%	↓	

For full details of Indicators and delivery plans, see *Angus Children's Services Executive Group Full Year (2010/11) Progress Report* on www.angus.org.uk

Achievements

Targets for attainment levels have been achieved but there is still a need to provide support and constructive challenge to secondary schools in their efforts to improve performance. A major task which faces education services over the next four years relates to the development of a new approach to assess and report on pupil attainment.

A high number of looked-after children report they are getting on well at school and attainment levels compare favourably with national figures.

There is a shared commitment on the part of schools, the education department, and children's services partners to reduce exclusion from schools. Children who are looked after and/or accommodated and children aged eight and under are considered a priority. New policy guidance has been

introduced in Angus and there has been a reduction in exclusions of looked-after children over the past year.

The Angus-wide Pupil Council met again in June, with participation from all eight secondary schools in Angus. The agenda invited young people to consider the outputs from the Children's Commissioner's Right Blether national consultation and agree ways in which emerging issues can be progressed in Angus.

Below target indicators

Attainment – Maths: Transition to Curriculum for Excellence and less vigorous use of assessment tools could account for this fall.

Pupil Involvement: This indicator is collected as part of an annual school survey and represents a snapshot in time. The variance from the target is not significant.




Delivering on Outcomes – the way ahead

The use of two indicators relating to primary and secondary pupils (up to the end of S2) is no longer valid as this assessment framework became obsolete in June 2010. The new national assessment framework is now with local authorities, who are along with schools ensuring that within Angus the strategic vision and key principals of Curriculum for Excellence are reflected. The reporting process will focus on skills developed and on breadth, challenge and application.

A new reporting framework is being implemented by Scottish Government to measure the educational outcomes for looked after and accommodated children. The framework relates to an academic year not a financial year, therefore making comparison with non-looked after children easier and more relevant. It aims to provide evidence of meeting (or otherwise) the following broader outcomes:

- Improving the experience of being looked after in terms of educational outcomes.
- An increase in educational outcomes year on year for looked after children and care leavers.
- A narrowing of the gap between educational outcomes of looked after children and children who are not looked after.

National Outcome 5

National Outcome 5: <i>Our children have the best start in life and are ready to succeed</i>				
Local Outcomes	Indicators	Target	Progress	Status
<i>Children and young people in Angus will live within a supportive family setting with additional assistance if required, or where this is not possible, within another care setting ensuring a positive and rewarding childhood experience</i>	<ul style="list-style-type: none"> Proportion of looked-after and accommodated children/young people stating they are happy in their care placement (a) 5 to 7 yrs (b) 8 to 9 yrs (c) 10 to 14 yrs (CSEG)	(a) 100%	March 2011 (a) 100%	
		(b) 100%	(b) 88%	
		(c) 100%	(c) 97%	

For full details of Indicators and delivery plans, see *Angus Children's Services Executive Group Full Year (2010/11) Progress Report* on www.angus.org.uk

Achievements

'Just Play' is an exciting development which has secured £350,000 of Cashback for Communities funding over a three year period. The project seeks to engage families with children aged 0-3 years, identified within areas of deprivation and vulnerability across Angus.

A programme of successful 'Play, Talk, Read' local Roadshows which build on the national campaign have taken place across Angus.

Corporate Parenting - A training event for elected members, run by Who Cares? Scotland in conjunction with Angus Council staff, was held in June 2011 and was very positively received.

The percentage of looked after and accommodated children in Angus who are being offered a health assessment is higher than in most other areas. The take up rates for the assessments is high and a high proportion of the children describe themselves as 'feeling healthy'.

Getting It Right multi-agency training is now well underway across Angus. Six events have taken place with approximately 324 representatives from across children's service partners attending. This has included representation from Health, Police, Education, Social Work and the Voluntary Sector. The Getting it Right approach is about how all partners across all services for children and adults together take a shared approach and have a joint accountability to

meet the needs of children and their families. Following the training the practice tools will be adopted and implemented across partner agencies.

Below target indicators

Views of Looked-After Children: Viewpoint is used to engage with looked-after and accommodated children in ascertaining their views and the target is set at 100% even although it is recognised that this may not be achievable.

Delivering on Outcomes – the way ahead

To address the continuing pressure on the fostering service, and the Council's reliance on a significant number of fostering placements commissioned from private agencies, a 'Focus on Fostering project' will seek to improve both the capacity and quality of the service. The project will run from August 2011 for a year.

Joint Housing and Social Work & Health protocols in relation to the provision of accommodation and support to care leavers will be finalised and implemented later in the year.

Support and preparation will take place for the Scottish Social Services Council's registration requirements for early years and childcare workforce through CPD and accreditation opportunities.

An Early Years Review is currently being undertaken within Education and key findings and recommendations will be disseminated with a view to extending to include other partners and agencies.

National Outcome 6

National Outcome 6: <i>We live longer, healthier lives</i>				
Local Outcomes	Indicators	Target	Progress	Status
<i>The health of the Angus population is improved</i>	<ul style="list-style-type: none"> Proportion of children in Primary 1 with their Body Mass Index outwith a healthy range (incl. overweight, obese & severely obese) (HIAG) 	Maintain at 07/08 level of 14.7%	2009/10 22.2% (overweight, obese & severely obese)	↓
	<ul style="list-style-type: none"> Teenage pregnancy rate per 1,000 females aged under 16 (HIAG) 	5.6 per 1,000 pop	Data not yet available	
	<ul style="list-style-type: none"> Number of the smoking population who quit through cessation services at 1 month (HIAG) 	592 quit at 4 weeks	2010/11 532 quit at 4 weeks	↓
	<ul style="list-style-type: none"> Proportion of new-born children exclusively breastfed at 6-8 weeks (HIAG) 	30%	2010/11 33.3%	↑
	<ul style="list-style-type: none"> Number and % of Primary 1 children with no signs of dental disease (HIAG) 	60%	2010 60%	→
	<ul style="list-style-type: none"> Number and % of 3-5 year old children with dental registrations (HIAG) 	75%	Dec 2010 n = 2,911 82.9%	↑
	<ul style="list-style-type: none"> Number of suicides per 100,000 population (HIAG) 	Reduce from 15.3	2005-2009 14 per 100,000 pop	↑
<i>Harm caused by the misuse of drugs and alcohol is reduced, resulting in improved quality of life in Angus</i>	<ul style="list-style-type: none"> Number of alcohol related hospital discharges (ADP) 	Maintain at 0.8% of Scottish total	2009/10 427 (1.09% of Scottish total)	↓
	<ul style="list-style-type: none"> Number of alcohol related deaths (ADP) 	Maintain at 1% of Scottish total	2009/10 23 (1.8% of Scottish total)	↓
	<ul style="list-style-type: none"> Number of new individuals reported to the Scottish Drug Misuse Database per 100,000 (ADP) 	keep within 5% of Scottish total	2009 177 per 100,000 (1.45% of Scottish total)	↑
<i>Children and young people in Angus will enjoy the highest attainable standards of physical and mental health, with access to suitable healthcare and support for safe and healthy lifestyle choices</i>	<ul style="list-style-type: none"> Proportion of schools receiving 'Health Promoting Schools' accreditation (CSEG) 	100%	May 2011 100%	→
	<ul style="list-style-type: none"> Proportion of children achieving 1 hour physical activity per day (CSEG) 	P6/7 – 92% S1/S2 – 80%	09/10 P6/7 – 94% S1/S2 – 82%	↑ ↑

For full details of Indicators and delivery plans, see Full Year (2010/11) Progress Reports for Health Improvement Action Group; Alcohol and Drugs Partnership and Angus Children's Services Executive Group and the Community Care & Health Executive Group on www.angus.org.uk

Achievements

Child healthy weight: Development and delivery of a social marketing strategy in partnership with NHS Health Scotland is in progress. A whole school approach to child healthy weight began in September 2010, with 6 week programmes having been completed in three primary schools.

Sexual health: School based drop-ins in conjunction with school staff and CLD have begun, using a multi-agency approach to supporting the health and wellbeing of young people. Young people's health workers are delivering an enhanced service in two secondary schools.

Smoking and Tobacco Control: Cessation work continues across secondary schools. A *Breathe* DVD teaching resource has been developed.

Breast feeding: Workshops have encouraged staff to consider how to work with women and families to prolong the duration of breast feeding. An action plan is in development. The Healthy Start Café in Forfar has an active attendance of 8-10 mothers each week. Two Breastfeeding Support Workers have been appointed to support work in both the north-east and north-west localities.

Oral and dental health: All aspects of the Childsmile programme now being implemented. Funding for this work comes directly from the Scottish Government and there are no resource issues.

Mental health: The Angus framework for mental health and wellbeing of children and young people has been completed and distributed to partners. A training needs analysis has been completed and the resulting training programme is under development.

Alcohol: Overall across all priority settings, the number of alcohol problem screening and brief interventions (ASBI) delivered across Tayside surpassed the target set for the NHS HEAT target.

Physical activity: Active schools have increased the number of sessions provided for school pupils – primary schools had 5,229 sessions, secondary schools had 4,483 sessions. Activities are supported by over 400 volunteers across all schools. Arbroath High School was awarded the Scottish School of the Year for School Sport Provision in a national promotion.

In terms of community sports and BActive programmes, over 1.7 million attendances were registered at the leisure facilities, over 616,000 people made use of the Countryside parks and other facilities and attendances at sports development programmes rose by 12%.

Health Promoting Schools: All Angus primary and secondary schools have achieved Health Promoting Schools (HPS) accreditation. The HPS criteria have been reviewed and revised and a second 3-year cycle of visits has begun.

Below target indicators

Children's BMI: POST (Paediatric Overweight Service Tayside) continues to be funded through HEAT target money and now has funds until March 2012. POST delivers a 1:1 clinical service to children and provides training to staff within NHST and partner organisations on making a correct diagnosis of childhood obesity as well as providing simple family lifestyle advice.

Smoking: This year, so far, has seen significant increases in 4 week quit rates, although still falling well short of achieving the Heat target. An increase in the number of groups and one to one sessions has contributed to this improvement. Young people's services have continued to develop with the new peer led education programme pilot being the highlight.

Alcohol related hospital discharges: The number of alcohol related hospital discharges increased from 405 in 2008/09 to 427 in 09/10. This represents an increase of 5.4%. The number of alcohol related discharges across Tayside as a whole went down by 11%, with a 13.9% decrease in Dundee and a 15% decrease in Perth & Kinross. Although the numbers only increased in Angus by 22 the figures do suggest that Angus is slightly at odds with the national trend.

Alcohol related deaths: The number of alcohol related deaths increased from 22 in 2008 to 23 in 2009 which represented 1.8% of the Scottish alcohol death total. However, there was a drop in alcohol deaths across Tayside from 213 in 2008 to 158 in 2009 a decrease of 25.8%.

Delivering on Outcomes – the way ahead

Child healthy weight: Joint working in the field of nutrition and physical activity is to be prioritised. A new community worker will help to promote awareness of child healthy weight and promote community involvement in group sessions starting in summer 2011.

Sexual health: Evaluation of multi-agency school based drop-in services and young people's health workers posts will be undertaken before the end of the year.

Smoking and tobacco control: New arrangements for 2011 will see cessation support being provided in all secondary schools in Angus.

Breast feeding: Further development of breast feeding support services will be delivered in conjunction with the 'healthy happy communities' collaborative.

Mental health:

Full implementation of the Angus framework for mental health and wellbeing, is to include a sustainable training programme for all front-line staff.

Alcohol: A public perception survey on the Focus on Alcohol Angus Project is to be undertaken to measure the impact of the project to date.

National Outcome 7

National Outcome 7: <i>We have tackled the significant inequalities in Scottish society</i>				
Local Outcomes	Indicators		Progress	Status
<i>Children and young people in Angus and their carers will have access to high quality services and be assisted to overcome the social, educational, physical, environmental and economic barriers that create inequality</i>	<ul style="list-style-type: none"> Increase the average tariff score of the lowest attaining 20% (CSEG) 	55	2009/10 53	↓
	<ul style="list-style-type: none"> Reduce the gap to the remaining 80% (The difference between lowest 20% average tariff score and highest 80%) (CSEG) 	148	2009/10 153	↓
The housing needs of residents in Angus are met	<ul style="list-style-type: none"> Proportion of unintentionally homeless households in permanent accommodation (CCHEG) 	80%	2010/11 100%	↑
Multiple deprivation in Angus is minimised	<ul style="list-style-type: none"> Proportion of new housing which is 'affordable' (CCHEG) 	15%	2010/11 19.5%	↑
	<ul style="list-style-type: none"> Number and % of people experiencing multiple deprivation in Angus (EDP) 	Maintain at 9% below Scottish Average	2009 4.2% (4,530) in worst 15% 10.8% below Scottish Average	↑

For full details of Indicators and delivery plans, see Full Year (2010/11) Progress Reports for Angus Children's Services Executive Group, Community Care & Health Executive Group and Angus Economic Development Partnership on www.angus.org.uk

Achievements

Angus Council was the first Council in Scotland to meet the 2012 Target ensuring all housing applicants were assessed for housing and their wider needs through their bespoke single shared assessment and afforded priority status within a mode of graded housing need and priority.

Angus Council has concluded a Housing Needs and Demand Assessment which demonstrates a range of housing need for the next ten years. The Local Housing Strategy will set out local targets and the means of trying to achieve them. The Council recently announced investment of more than £12 million

pounds in a house building programme of the first new wholly council funded homes in a generation.

An information event held in Brechin by the Employability Partnership last year reinforced an understanding that pockets of deprivation exist across Angus. A number of other events across the burgh are now being considered.

Below target indicators

Average Tariff Scores: Although the lowest attaining 20% have not met the target, performance remains the same. The gap for the remaining 80% did not reduce as anticipated. These figures are dependent on the cohort sitting exams and will fluctuate year on year.

Delivering on Outcomes – the way ahead

The Housing Need and Demand Assessment work will help inform longer term targets for the delivery of affordable housing in Angus. The Council is trying to meet these needs through the effective use of its own stock and allocations. In addition the common allocations policy with registered social landlords and use of the private rented sector will hopefully encourage new models of affordable housing to be developed in association with partners.









As part of its commitment to maximising grant opportunities, Angus Council has applied to the Scottish Government's Innovation and Investment Fund for money towards building a further 51 affordable council houses in Forfar, Arbroath, Montrose and Tealing.

The Council has worked closely with local Housing Associations and developers to support their bids to the same fund, and continues to work with the Government to establish a preferred developer for Angus. The Council is also progressing its own innovative 'Survive and Thrive' initiative to provide further funding opportunities for developers to build more than 80 affordable housing units in Angus in the coming year. A strategic planning group has been established to monitor progress.

The Fairer Scotland Fund (FSF) was rolled-up into all local authorities' general revenue funding for 2010-11. Local authorities and their community planning partners were given the autonomy to use their combined resources to accelerate progress in tackling individual poverty and high levels of multiple deprivation in communities. The future of the Fund was considered by the SOA Implementation Group and 2011-12 funding allocations are now the responsibility of nominated departments within the council.

There are now new annual updates to the Scottish Index of Multiple Deprivation employment and income deprivation domains. These show some worsening trends in relation to income deprived (from 12.8% to 13%) and employment deprived (from 9.4% to 10.8%). This will require closer monitoring in order to inform local community planning priorities and actions.

National Outcome 8

National Outcome 8: We have improved the life chances for children, young people and families at risk				
Local Outcomes	Indicators	Target	Progress	Status
Children and young people in Angus will be protected from abuse, neglect and harm by others at home, at school and in the community	<ul style="list-style-type: none"> % children/young people on the child protection register who feel safe where they live (a) 5 to 7 yrs (b) 8 to 9 yrs (c) 10 to 14 yrs (CSEG) 	(a)100% (b)100% (c)100%	March 2011 (a) 86% (b) 100% (c) 93%	  
	<ul style="list-style-type: none"> Number of pupils who have reported bullying incidents who feel that adults have listened and responded appropriately to their concerns (CSEG) 	95% and above	2011 99% (2 cases still being resolved)	
Children of substance misusing parents are supported in order to maximise their potential	<ul style="list-style-type: none"> Number of children of substance misusing parents being supported to remain in a stable and safe household (ADP) 	Increase from March 2010 18 families 23 children	June 2011 Total to date 97 families 87 children	
	<ul style="list-style-type: none"> % of children of substance misusing parents participating in community activities (ADP) 	75% and above	March 2011 78%	
	<ul style="list-style-type: none"> % of children of substance misusing parents with improved school attendance (ADP) 	Increase from 33%	Mar 2011 55%	
	<ul style="list-style-type: none"> % of children of substance misusing parents with improved school achievement and attainment (ADP) 	(baseline established in 2010)	March 2011 62%	

For full details of Indicators and delivery plans, see Full Year (2010/11) Progress Reports for Children's Services Executive Group and Angus Alcohol and Drugs Partnership on www.angus.org.uk

Achievements

The second round of inspection of services to protect children in the Angus Council area was carried out in January 2011. HMle inspectors looked at services provided by Angus Council, health, police, Scottish Children's Reporter Administration and services provided by voluntary and independent organisations. Out of the six quality indicators used by the inspectorate,

Angus received one very good and five good ratings. Key strengths identified include:

- Good communication with children and families, including during child protection investigations;
- Early identification of vulnerable children across services;
- Access to a wide range of services to support families;
- Commitment to partnership working across all services.

Angus was identified as a 'learning partner' to explore the interface between Children Affected by Parental Substance Misuse (CAPSM) and the principles of 'Getting it Right'. The Scottish Government funded action research to improve the identification, assessment, recording and information sharing of CAPSM and through the Link-Up initiative in Angus. The capacity, availability and quality of support services were assessed over an 18 month period with the final report being published in April 2011. The report has evaluated the Link-Up Initiative positively.

The Angus Violence against Women Partnership now reports to the Community Care and Health Partnership and maintains a close working relationship with the Child Protection Committee, Adult Protection Committee and the Alcohol and Drugs Partnership.

The revised policy to prevent and address bullying behaviour in schools along with appropriate training has seen an increased confidence in reporting and resolving incidents of bullying.

Below target indicators

Views of Children on the Child Protection Register: Viewpoint is being used to engage young people in ascertaining their views. A particular group are children on the child protection register and one of the questions asked is 'do you feel safe where you live?' While the target is set at 100%, it is recognised that it may not be possible to achieve this due to individual circumstances at the time of completing the survey. The structure and content of the questions in Viewpoint are to be reviewed over the coming year.

Delivering on Outcomes – the way ahead

The Angus Violence against Women Partnership (AVAWP) focuses mainly on women and children as they are overwhelmingly the victims of men's violence. AVAWP is currently developing a new strategy and action plan for the period 2011-2014 which will include work to scope the prevalence of all forms of violence against women in Angus. Training and awareness around all of these issues (including domestic abuse) will continue to be a priority.

Recommendations from the evaluation of the Link-Up Initiative will be taken forward over the next year. Areas for improvement include strengthening the focus of adult substance misuse services on the needs of children, improving integration and promoting resilience in families. In addition, an individual outcomes tool for children is being developed for all children who have been

assessed and have an integrated plan in line with the principles of Getting it Right.

A working group for Viewpoint which is a tool for collecting the views of young people has reviewed and revised the current questionnaires in line with the 'Getting it Right' wellbeing indicators and graphics have been improved. The responses from questionnaires that are provided to staff will now be formatted under the 'Getting it Right' headings.

National Outcome 9

National Outcome 9: <i>We live our lives safe from crime, disorder and danger</i>				
Local Outcomes	Indicators	Target	Progress	Status
<i>Our communities are safe, secure and vibrant</i>	<ul style="list-style-type: none"> Volume and rate of recorded crimes and offences per 10,000 pop (Groups 1 to 4) (CSP) 	370	2010/11 343	↑
	<ul style="list-style-type: none"> Number of people killed or seriously injured in road accidents/ million vehicle kms (CSP) 	11 Children 89 Adults	2009/10 3 Children 59 Adults	↑ ↑
	<ul style="list-style-type: none"> Incidence of home fires resulting in death or injury (CSP) 	0 Fatalities 15 Injuries	2010/11 Fatalities 1 Injuries 13	↓ ↑
	<ul style="list-style-type: none"> % of Angus population stating they feel safe (CSP) 	(baseline established in 2009)	2009/10 Day – 94% Night – 69%	↑
	<ul style="list-style-type: none"> Number of crimes recorded with an "Alcohol-Offender" aggravator (CSP) 	Keep within 5% of 3 year average	2010/11 1,427	↑
	<ul style="list-style-type: none"> Drug offences – supply and possession with intent to supply Class (CSP) 	60	2010/11 38	↑
	<ul style="list-style-type: none"> Number of recorded domestic violence incidents per 10,000 pop 3 year average– all crimes with "Domestic" aggravator) (CSP) 	Keep within 5% of 3 year average	2010/11 90 per 10,000 pop	↑

For full details of Indicators and delivery plans, see Full Year (2010/11) Progress Reports for Community Safety Partnership and Angus Alcohol and Drugs Partnership on www.angus.org.uk

Achievements

Alcohol and Drugs - There has been a decrease in the number of supply and possession with intent to supply drugs charges in Angus this year. Correspondingly, there was also a decrease in the number of charges of personal possession.

Public Protection and Safety - Overall, group 1 to 4 crimes have decreased slightly compared to 2009/10. The greatest decrease was in crimes of violence.

Acquisitive Crime - Domestic housebreaking decreased this year, however housebreaking to commercial premises increased (as it did in Dundee and Perth and Kinross). It should be borne in mind that the detection rate for domestic housebreaking exceeded last year's rate and the target rate.

Shoplifting also increased fairly significantly over the year, 26% compared to 2009/10. It is worth remembering that an increase in acquisitive crime in general was, and continues to be, anticipated given the current financial climate.

Road Safety – There is a downward trend in the number of people killed or seriously injured on the roads in Angus.

Fire Safety - The number of dwelling fires and occurrences of wilful fireraising has reduced over the past few years and home fire safety visits have increased by 30%.

Below target indicators

Fire Fatalities: Regrettably, Tayside Fire and Rescue attended a fatal fire in Angus during 2010 although the number of dwelling fires and occurrences of wilful fireraising has reduced over the past few years in the Angus area.

Delivering on Outcomes – the way ahead

Alcohol & Drugs - Although the target for the 3 year average has been met, crimes with an 'Alcohol – Offender' aggravator have increased by 16% in 2010/11. This is mainly due to improved recording procedures. The Alcohol and Drugs Prevention Officer will be analysing the profile of these crimes with a view to developing targeted interventions.

Public perception surveys cite drug dealing and drug misuse as one of the top five areas of concern. Police and community wardens are proactive in delivering drug information to residents who live near areas where drug paraphernalia has been found.

The Community Safety Partnership continues to work closely with the Angus Alcohol and Drugs Partnership and Focus on Alcohol Angus to tackle local issues.

Public Protection and Safety - Domestic abuse incidents increased slightly this year, however this may be due to increased reporting and improved reporting standards. In Angus, around a third of incidents involved a repeat victim. This is a key focus of work for the Angus Violence against Women Partnership and Tayside Police.

Acquisitive Crime - In relation to housebreaking, a strategy to tackle this issue has been developed by Tayside Police. Attention is now being focussed on prevention and disruption. A number of actions are being taken forward to tackle shoplifting including promoting crime prevention and undertaking





security surveys for businesses and householders. Tayside Police are also targeting prolific offenders.

Further analysis is required into those being detected for acquisitive crimes to ensure that adequate support and treatment services are being provided to those with drug related problem who are known to be actively committing these crimes. Joint work between the Alcohol and Drugs Partnership will be required in this regard.

Road Safety - Proactive campaigns continue to be undertaken by Tayside Fire & Rescue and Tayside Police, including Driving Ambition and 'Safe Drive, Stay Alive', Migrant Workers Roadshows etc.

Fire Safety - A key priority is to work in partnership with a broad spectrum of service providers and this has provided us with an opportunity to deliver home fire safety visits (HFSV) to vulnerable groups.

National Outcome 10

National Outcome 10: We live in well-designed, sustainable places where we are able to access the amenities and services we need				
Local Outcomes	Indicators	Target	Progress	Status
People in Angus can access amenities & services through a variety of affordable & sustainable means	<ul style="list-style-type: none"> % of the Angus population who can access amenities and services by affordable and sustainable means (AREP) 	(baseline established in 2009)	2009 Citizen Survey 87%	
The places in which we live in Angus develop in a sustainable manner	<ul style="list-style-type: none"> Area of Derelict Land (Hectares) (AREP) 	Maintain at 0.05% of total area	2010 117ha (0.05% of total area)	
	<ul style="list-style-type: none"> House completions in Angus 2008-2013 (AREP) 	(baseline established in 2009)	June 09 to March 10 212	
	<ul style="list-style-type: none"> % of Retail Space in Angus occupied (AREP) 	Maintain at 2008 level 90.2%	2010/11 91.7%	

For full details of Indicators and delivery plans, see *Angus Rural & Environment Partnership Full Year (2010/11) Progress Report* on www.angus.org.uk

Achievements

Overall the results from the citizens panel survey carried out in 2010 were very similar to those in the 2009 Angus Citizen Survey. There was a largely positive profile in terms of the extent to which respondents were satisfied with services and facilities in their neighbourhood included the following:

- Schools (94.6% satisfied)
- Libraries (93.1%) satisfied)
- Refuse collections (88.3% satisfied)
- Sport and leisure facilities (87.5% satisfied)
- Parks and open spaces (86.0% satisfied)
- Street cleaning (63.9% satisfied)
- Youth facilities (53.6% satisfied)

In March 2010, the Tayplan main issues report received an award in the Scottish Government Awards for Quality in Planning

Although there is little change in derelict land area during the period of this SOA, there has been a significant change (a drop of 35%) since 2002, partly due to the development of a number of sites across Angus.

Despite some high profile closures of retail sites in the past year, overall occupation rates are relatively steady.

Delivering on Outcomes – the way ahead

Systems are in place for on-going review of rural transport in relation to escalating costs (particularly fuel).

The period of consultation on the proposed Strategic Development Plan 2012-2032 (Tayplan) plan and associated documents will cover an eight week period from 6 June to 1 August 2011.

The Parks and Open Spaces Strategy 2011-2016 is currently being consulted upon and priority actions will be implemented later this year.

National Outcome 11

National Outcome 11: We have strong, resilient and supportive communities where people take responsibility for their own actions and how they affect others				
Local Outcomes	Indicators	Target	Progress	Status
Citizens are involved in community life	<ul style="list-style-type: none"> Number of volunteering placements through Volunteer Centre Angus (LLP) 	1,611	2010/11 2,034	
	<ul style="list-style-type: none"> % of volunteers reporting that they had a positive experience from their placement (LLP) 	(baseline established in 2009)	2009 Citizen Survey 98%	
	<ul style="list-style-type: none"> % of people who are actively involved in volunteering (LLP) 	(baseline established in 2009)	2009 Citizen Survey 11%	
	<ul style="list-style-type: none"> % of people who feel they are influential in local/wider decision-making (LLP) 	(baseline established in 2009)	2009 Citizen Survey 14%	
<i>Children, young people in Angus will be involved in decisions that affect them, have their voices heard and be encouraged to play an active and responsible role in their communities</i>	<ul style="list-style-type: none"> % of young people reporting that their views influence the life and work of their school/community - (a) Primary (b)Secondary (CSEG) 	Increase from (a)49% (b)19%	2011 (a) 53% (b) 19%	
	<ul style="list-style-type: none"> % of young people taking part in a volunteering activity organised by the school (CSEG) 	Primary – 55% Secondary – 21%	2011 Primary – 57% Secondary – 19%	
<i>People play an active role in how health, housing & community care services are designed and delivered</i>	<ul style="list-style-type: none"> % of service users satisfied with their involvement in the design of their care package (CCHEG) 	100%	2011 97%	
<i>Carers are supported to undertake their caring role</i>	<ul style="list-style-type: none"> Number of carers who have opportunities to access information & training when they need it (CCHEG) 	30 carers	2010/11	
		305	45 carers into training employment 445 leisure passes	

For full details of Indicators and delivery plans, see Full Year (2010/11) Progress Reports for Lifelong Learning Partnership, Angus Children's Services Executive Group and the Community Care & Health Executive Group on www.angus.org.uk

Achievements

Angus has seen significant growth in volunteering over the years. This is evidenced by growth in the number of volunteering placements organised through Volunteer Centre Angus, an increase of 31% this year. This formal work is in addition to the far more significant amount of informal activity that exists in Angus communities.

The results from the survey of the Angus Citizen's Panel earlier this year showed that virtually all (96.1%) stated that their experience of volunteering was a positive one. This high level is reflected in the 2009 Citizen Survey with a figure of 98%.

Good progress has been made in developing volunteering for school aged children and young people, including a pilot initiative for primary aged children in the Forfar and Kirriemuir clusters. Volunteer Centre Angus has plans to extend this work to other areas and continues to experience increased demand for volunteering opportunities for school aged children and young people. Continued work is required to integrate volunteering activity with the wider achievement dimension of Curriculum for Excellence.

A number of initiatives have been developed in partnership with Angus Carers Centre to promote training, employment and volunteering opportunities for carers. In addition, there is a focus on providing opportunities to safeguard health and well-being. A total number of 362 training sessions have been delivered to carers by Angus Carers Centre and Alzheimer Scotland.

The results of the latest Community Engagement Impact Assessment show that over 380 community engagement exercises were carried out last year with 87% of staff saying that their service had changed as a result of engaging with communities.

Below target indicators

School Survey: These indicators are collected as part of an annual school survey and they represent a snapshot in time. The variance from the target is not significant.

Service User Survey: The 3% reduction is not statistically significant. All service users who are not satisfied are responded to on an individual basis.

Delivering on Outcomes – the way ahead

The Community Care and Health Partnership has seen an increase in volunteering activity in community care. This will continue to be a priority area for the partnership, particularly in the current economic climate. The volunteering strategy "Beyond the Trolley", developed by Angus Volunteer Centre, specifically highlights a target of 250 additional volunteers in health by 2013.

The Talking Points Review Framework was implemented across all Community Care services in June 2010. In a recent report, 94% of respondents stated that staff value them and treat them with respect. However, only 63% of respondents claimed that services made a difference in relation to 'feeling safe'. This information will also be used to inform and review service delivery into the future as part of the community care change programme.

NHS Tayside's Health Equity Strategy places significant emphasis on building local community capacity and empowering communities to deliver positive health outcomes. Delivering on this strategy will be a major challenge to the Board and its partners. Just as community capacity building and community empowerment have the potential to deliver against important health outcomes, they could also contribute to the achievement of a wider range of outcomes in the SOA.

Annual community conferences will continue to be developed in conjunction with community representatives and led by staff from local community planning teams. Action points identified from the evaluation of the conferences will assist in identifying action plan points.

National Outcome 12

National Outcome 12: <i>We value & enjoy our built and natural environment & protect & enhance it for future generations</i>				
Local Outcomes	Indicators	Target	Progress	Status
<i>Angus' natural environment is protected and enhanced</i>	<ul style="list-style-type: none"> % of designated site features in Angus in favourable condition (AREP) 	Increase from 68.3%	2010/11 69.9	↑
<i>Angus' built environment is protected and enhanced</i>	<ul style="list-style-type: none"> No of designated Conservation Areas in Angus (AREP) 	19	2010 19	→
<i>Angus' built and natural environment is valued and enjoyed</i>	<ul style="list-style-type: none"> Levels of satisfaction of built and natural environment in Angus (AREP) 	(baseline established in 2009)	2009 Citizen's Survey 94% built environment 94% natural environment	→

For full details of Indicators and delivery plans, see Angus Rural & Environment Partnership Full Year (2010/11) Progress Report on www.angus.org.uk

Achievements

A revised Forfar conservation area boundary has been approved; the same is being sought for Montrose (May 2011)

A review of all listed buildings was completed during the year, with two additional buildings added to the list.

Due to sample sizes the results of the 2011 citizens panel survey are not directly comparable to the 2009 Angus Citizen Survey. (A further citizen survey is due to be carried out in late 2011.) Nevertheless, the citizen's panel confirmed an overall positive view of the built and natural environment in Angus. Members of the citizens' panel were less satisfied with the built environment (78.9%) than was reported in the citizen survey (94%) but equally satisfied with the natural environment (both 94%).

All Brechin Townscape Heritage Initiative grants for repair of buildings in private ownership have now been awarded.

The new Nature on Track leaflet produced by the Tayside Biodiversity Partnership was launched in Montrose earlier this year and the Tayside School Biodiversity Newsletter was circulated to all schools within Angus.

Delivering on Outcomes – the way ahead

A review of the two Arbroath conservation areas is planned to be undertaken in 2011/12. (A programme of reviews of conservation areas is set to 2015/16)

Around 230 listed buildings have been identified for further review in 2012.

The total number of buildings that will be repaired via the Brechin Townscape Heritage Initiative is 31, equating to 69 separate properties (shops, flats, etc.).

Funding has been secured to May 2012 for the second phase of The River South Esk Catchment Partnership Management Plan. Proposed priorities include the employment of a project co-ordinator; river naturalisation and habitat enhancement; and biodiversity and educational initiatives.

The Angus Woodland and Forestry Framework is currently out for public consultation. Four potential zones have been identified where it is considered there is potential to appropriately target new woodland creation in Angus and where creation or expansion would add desirable economic, environmental and social benefits. Angus has a current woodland cover of 10% (woodland cover is 17% Scotland wide), with many different forest and woodland types.

Angus is represented on the Partnership against Wildlife Crime (PAW) Tayside which is currently developing an action plan to address the main wildlife crime concerns in Tayside which are bird of prey persecution, hare coursing, deer poaching and crime against freshwater pearl mussels.

A new swimming pool is currently being built in Montrose at the existing sports centre. It will form part of a modern building which will be environmentally friendly and take into account energy conservation and sustainability.

National Outcome 13

National Outcome 13: <i>We take pride in a strong, fair and inclusive national identity</i>				
Local Outcomes	Indicators	Target	Progress	Status
<i>A good quality of life is enjoyed by all in Angus</i>	<ul style="list-style-type: none"> % of people in Angus who consider they have a good quality of life 	(baseline established in 2009)	2009 Citizen Survey 93%	↑
<i>People feel welcome in Angus</i>	<ul style="list-style-type: none"> NI registrations to adult overseas nationals entering Angus (EDP) 	Maintain at 07/08 level 860	09/10 1,250	↑

For full details of Indicators and delivery plans, see Angus Citizen Survey 2009 on www.angus.gov.uk and Angus Economic Development Partnership Full Year (2010/11) Progress Report on www.angus.org.uk

Achievements

In the Citizens' Panel Survey carried out in 2010, 96.9% of respondents stated that they were either 'fairly satisfied or very satisfied' with the quality of life in Angus (although due to sample sizes, citizens' panel results and the citizen survey are not directly comparable).

The Migrant Workers Strategy Group held its annual Multi-Cultural Event in conjunction with the Forfar Gala Day in June 2010. The Group is currently assessing the impact on organisations and services of the changing profile of migrant workers (anecdotally, that there is no decline in numbers but many are now permanently resident and seeking new skills). The November 2010 meeting of the Group produced a full report submitted to the ACPD.

Road shows are taking place over summer 2011, with visits to four farms scheduled to take place.

Between January and March 2010 the Housing Division of Angus Council carried out a housing survey and face-to-face interviews with migrant workers living and working in Angus, intended to assist with a better understanding of migrant workers housing needs and aspirations

Delivering on Outcomes – the way ahead

The strategic group set up to respond to the impact of the influx of European workers in Angus has taken some time out to reflect on its role as well as the issues still facing people coming to work in Angus. There is a recognition that farms could not function to the level that they do without seasonal workers however this also comes with recognition of the increase in services that people require to keep them safe and well.

The availability of translation services are still paramount as well as the need for good quality information. The group will now consider its position with regard to work in the future whilst the 'Welcome to Angus' booklet produced by the group is still available from Angus Ahead.com.

The funding package has still not been finalised for a collaborative and comparative (urban/rural) research project to be carried out by the University of Glasgow. This will explore the experiences and longer term intentions of East European Migrants in Scotland, and include Angus. It is hoped that the research will be carried out during 2011/12.

National Outcome 14

National Outcome 14: We reduce the local & global environmental impact of our consumption & production				
Local Outcomes	Indicators	Target	Progress	Status
The carbon footprint of Angus is reduced	<ul style="list-style-type: none"> The tonnage of CO₂ /capita for Angus (Dept of Energy & Climate Change) (AREP) 	Reduce by 42% by 2020	2007 9.2 kt/cap	→
	<ul style="list-style-type: none"> Proportion of municipal waste landfilled (AREP) 	44%	2010/11 43.5%	↑
	<ul style="list-style-type: none"> Proportion of municipal waste recycled or composted (AREP) 	43%	2010/11 36.7%	↓

For full details of Indicators and delivery plans, see Angus Rural & Environment Partnership Full Year (2010/11) Progress Report on www.angus.org

Achievements

All partners continue to address climate change within their organisations, with the aim of making genuine reductions of carbon emissions from travel, heating, etc.

In 2010/11 Angus Council continued to work in partnership with the Carbon Trust to develop the Carbon Management Plan, a five year programme for the reduction of carbon emissions within the council. In February 2011 a workshop was held with the Carbon Trust and council officers to identify opportunities for further carbon reduction across the council's estate.

The overall tonnage of municipal waste going to landfill has decreased by 5% in the past year.

Below target indicators

Proportion of municipal waste recycled or composted: The ash from Dundee Energy Recycling Limited (DERL), which would have been included when the target was set last year, can no longer be counted in recycling figures.

Delivering on Outcomes – the way ahead

The Scottish Government consulted on new Ministerial guidance on 'Delivering sustainable flood risk management' early 2011, the results of

which are awaited. Milestones included production of an assessment of flood risks across Scotland by December 2011.

In 2010 two working groups were established within Angus Council to consider the impact of climate change. The Climate Change Strategy Group will develop the council's policy response to climate change, and the Carbon Reduction Group will consider carbon and energy reduction measures for the council's property estate

National Outcome 15

National Outcome 15: Our public services are high quality, continually improving, efficient and responsive to local people's needs				
Local Outcomes	Indicators	Target	Progress	Status
<i>A good quality of life is enjoyed by all in Angus</i>	<ul style="list-style-type: none"> % of people stating they are satisfied with their neighbourhood 	(baseline established 2009)	2009 Citizen Survey Open Spaces – 84% Cleanliness – 80% Shopping – 72% Roads/Lights – 59% Play areas – 54%	→
	<ul style="list-style-type: none"> % of people stating they are satisfied with public services 	(baseline established 2009)	2009 Citizen Survey Fire & Rescue – 99% Libraries – 97% Schools – 95% Health – 94% Sports – 93% Social Work – 90% Parks – 89% Transport – 85% Police – 83% Street Cleaning – 82% Refuse Collection – 80% Community Wardens – 72% Phone Boxes – 67%	→
<i>People are able to access the support they need when they need it from health, housing & community care services</i>	<ul style="list-style-type: none"> Time from referral to first service date for Free Personal Care (6 weeks) (CCHEG) 	80% within 6 weeks	2010 /11 92% within 6 weeks	↑
	<ul style="list-style-type: none"> % of service users who believe that their needs have been met (CCHEG) 	80%	2010 93%	↑
<i>People using health and community care services are enabled to remain active and independent within their communities</i>	<ul style="list-style-type: none"> % of service users aged 65 and over with intensive needs receiving services at home (CCHEG) 	Increase from 10.6%	March 2011 10.6%	↓
	<ul style="list-style-type: none"> No of service users supported into education, training, volunteering & employment (CCHEG) 	Older People-200 Learning Disabilities-300 Alcohol & Drugs-37	2010/11 Older People-406 Learning Disabilities-278 Alcohol & Drugs-93	↑ ↓ ↑

For full details of Indicators and delivery plans, see Angus Citizen Survey 2009 on www.angus.gov.uk, and Community Care & Health Executive Group Full Year (2010/11) Progress Report on www.angus.org.uk

Achievements

Overall the results from the citizens panel survey carried out in 2010 were very similar to those in the 2009 Angus Citizen Survey. A significant majority of respondents stated they were either fairly or very satisfied with a number of aspects of their neighbourhood ie:

- Children's play areas (81.9% satisfied)
- Quality and maintenance of open spaces (78.8% satisfied)
- Cleanliness of the area around their home (74.3% satisfied)

Lowest satisfaction rates were recorded with regard to:

- Cleanliness of streets (67.5% satisfied)
- Condition of roads, pavements and street lighting (31.8% satisfied)

Angus Council continues to lead the way in Scotland in terms of the quality of its housing stock, with 83.6% of homes meeting the Scottish Housing Quality Standard. The council also delivers its services from high quality buildings, 89% of which were suitable for, and accessible to, disabled people.

Leisure services in Angus are well regarded by residents who are using them in ever increasing numbers, up from 7,991 per thousand residents in 2006/07 to 9,979 in 2009/10, which compares with a Scottish average of 4,761 in 2008/09.

Integral to the Community Care Change Programme is the establishment of enablement teams across Angus to help more people maintain their independence in the community and reduce the proportion of people aged 65+ placed in institutional care. Three enablement teams are now fully operational and early indicators suggest a reduction in care packages and services for those individuals who have accessed the enablement service.

Below target indicators

Care at Home: The reduction in the percentage of people aged 65+ receiving services at home is due to the impact of the enablement approach which has reduced the overall requirement for home care services as a result of maximising people's independence.

Learning Disabilities: Although the target was not achieved, the number of people supported into education, training, volunteering or employment was still a significant accomplishment given the current economic climate.

Delivering on Outcomes – the way ahead

As part of the Scottish draft budget the Cabinet Secretary for Finance and Sustainable Growth announced the allocation of £70m in 2011-12 to a Change Fund to enable health and social care partners make better use of their combined resources for older people's services. £1.691 million was allocated to the Angus Community Care and Health Partnership who have developed a proposal for use of this money in Angus.

The partnership under the Community Care Change Programme is committed to maintaining the number of supported care home places at around the current level over the next 5 years in the face of a further increase in the population aged 85 or over of 20%.

The further roll out of the enablement teams across Angus will provide a more comprehensive analysis of the impact of the enablement model using a benefits realisation model. The Change Fund will allow an increase in the capacity of existing teams and implement a further two teams by the end of this year.

The Community Medicine & Rehabilitation Redesign is continuing to increase capacity and capability within communities and across all services, to provide proactive home based care wherever possible, ensuring equity of access to services across Angus.

The integrated resource framework for health and social care services is beginning to inform investment decisions to address pressures due to demographic change and the global economy. The aim is to achieve real shifts in the balance of care between health and social care services. It is proposed that the test site "population" for Angus will encompass those service users over 65 in receipt of home care services.